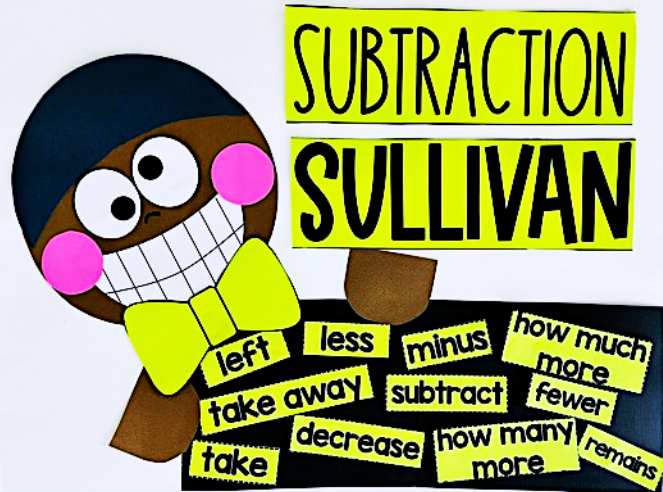
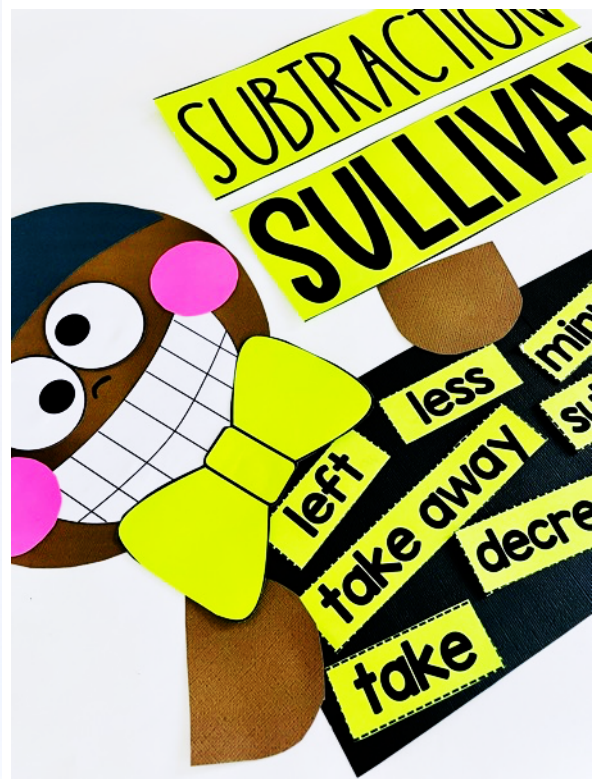


KEYWORD KIDDOS



by Amy Lemons

LOOKING FOR A FUN WAY TO DISPLAY
KEY WORDS? I'VE GOT YOU!



PRINT & ASSEMBLE

VARIETY OF OPTIONS

BLACKLINE MASTERS

CLASSROOM DISPLAY


STUDENT VERSION

FOCUS ON KEYWORDS


CREATE TO DISPLAY



SELECT FROM
A VARIETY OF
TEMPLATES TO
PERSONALIZE
YOUR
KEYWORD
KIDDOS



CREATE TO DISPLAY



SYMBOLS FOR
ADDITION,
SUBTRACTION,
MULTIPLICATION,
AND DIVISION

A collage of various shapes and text related to math symbols. It includes several rectangles and circles, some with text like "PLUS SIGN: GLUE TO OTHER HALF", "MULTIPLICATION SIGN: GLUE TO OTHER HALF", and "DIVISION SIGN: GLUE ABOVE AND BENEATH RECTANGLE". In the center, a cartoon character with a large smile and pink bows in her hair holds a black banner with various math-related terms: "same", "split", "cut up", "divided by", "distribute", "dividend", "divisor", "quotient", "each", "share", "half", and "separate".

KEYWORDS



KEYWORDS
INCLUDED
FOR EACH
OPERATION

MULTIPLICATION KEY WORDS

each	times
in all	twice
area	per

factor	multipl
double	altogeth

equal	%
-------	---

DIVISION KEY WORDS

half
split
share

same
each
cut up

divisor
quotient
dividend

ADDITION KEY WORDS

altogether	together
------------	----------

sum	add
both	in all
come	total
plus	join

divided by
distribute

SUBTRACTION KEY WORDS


subtract

decrease

left	less
minus	take
fewer	remains
take away	

how many
more
how much
more

STUDENT COPIES



PRINT THESE
FOR
STUDENTS
TO USE!

