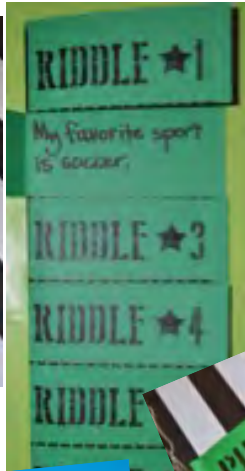


Unit One

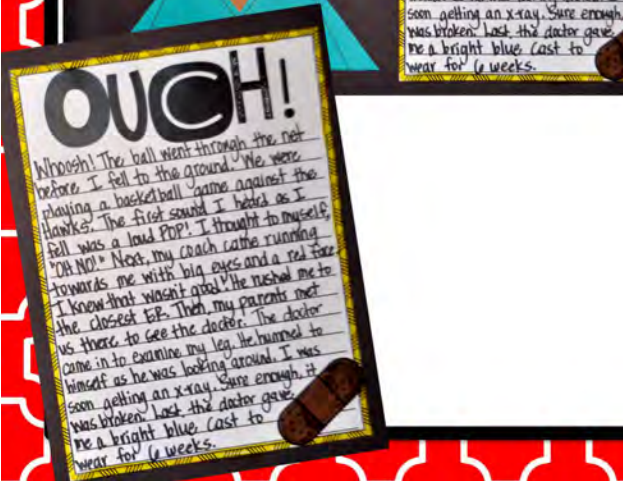
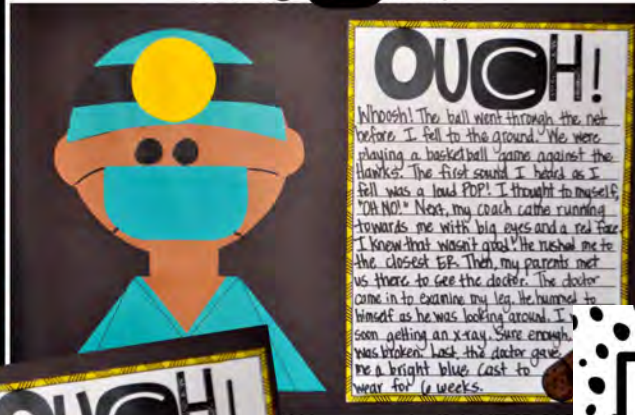
writing boot-camp



Unit Two

personal narratives

PERSONAL NARRATIVE: OUCH!



Publish! Final Craft.

A time that I was scared!




The students will publish a final copy of their writing and create the Boo! I Mean It! Craft to add to their final display.

Unit Three

how to writing

How to Pie @ a Cup




First, place one graham cracker into a baggie, add seal it. Using your hand, grind the graham cracker into fine pieces. Open the bag and pour into a cup. Scoop out the pudding and pour onto the top of the crust. Put a dollop of whip cream on top of the pudding. Then, put an Oreo into the baggie and close it tightly. Crush the Oreo into small bits. Open the bag and dust the Oreos on top of the whip cream. After that, sprinkle Candy on top to finish it off. Finally, take a spoon and eat it up! Enjoy!



How To: Eat An Oreo

FIRST, Make a stack of four Oreos. Choose the top Oreo.	NEXT, Get a cup of milk ready to go.	THEN, Take your Oreo and gently dunk it half-way into the milk.	AFTER THAT, Devour that Oreo up. Enjoy the taste!	LAST, Keep doing those steps until you've eaten all your cookies!
---	--	---	---	---

HOW TO Eat An Oreo



Do you know how to dunk an Oreo? Let me tell you the best way to eat these yummy cookies at the!

First, create a stack of four cookies. Next, get a cup of milk ready to go! Then, choose the cookie on top. Take that Oreo and gently dip into that cold milk. Only go halfway through! After that, devour a "cookie" and enjoy every bite! Finally, repeat those steps until you have a quick and easy snack!



S.T.E.A.M. STEPS



WHAT TO DO BOX

Choose something to do this week.

RED
ORANGE
YELLOW
GREEN
PURPLE

POSTER CHART

Write down your ideas and draw a picture of your idea.


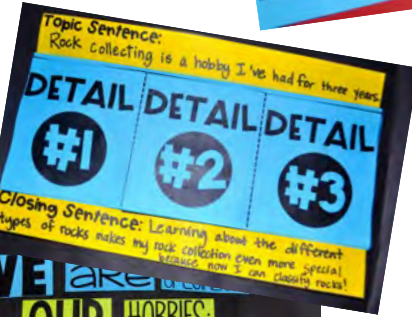
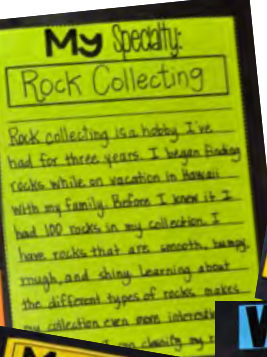
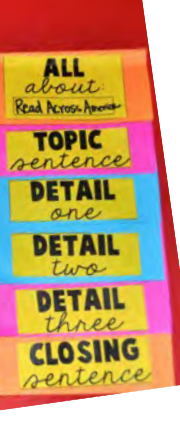
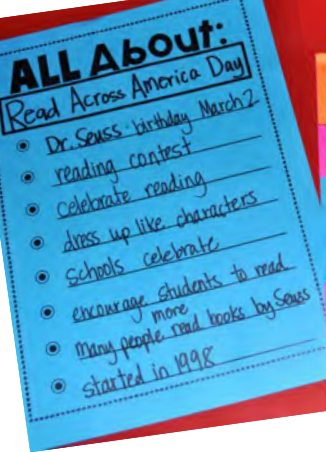



3. PLAN my design



Write your design.

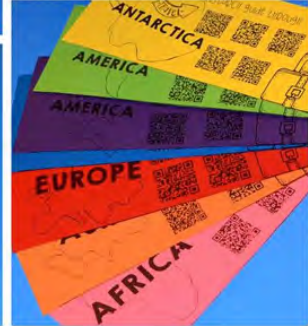





Unit Four

Informational






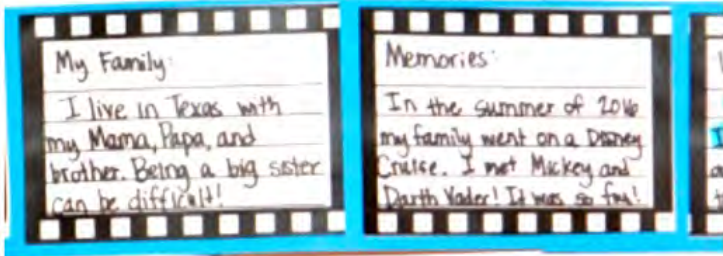
Unit Five

research



Unit Six

bios & autobiographies



Unit Seven

opinion



Unit Eight

poetry

SIMILES

simile: LIKE

simile: AS

delicious, buttery, warm, crunchy, puffy

My POPCORN poem

Popcorn is a warm delight!
It looks like a delicious snack.
It looks like a delicious snack.
It looks like a delicious snack.

Tell what your poem is about.

Tell how it TASTES.

Tell how it SOUNDS.

Tell how it SMELLS.

Tell how it LOOKS.

Tell how it FEELS (or how it makes you feel).

POPCORN

FIVE SENSES POEM

My popcorn is a delicious snack.
It tastes like a delicious snack.
It smells like a hot ball of oil.
It looks like a fluffy white cloud.
It makes me feel like going to the movies.

SIMILES

My pillow is as soft as a cloud.

SIMILES

Your eyes are like the sunshine.

My POPCORN poem

FIVE SENSES POEM

My popcorn is a delicious snack.
It tastes like a delicious snack.
It smells like a hot ball of oil.
It looks like a fluffy white cloud.
It makes me feel like going to the movies.

My POETRY is in full BLOOM!

Written by Hope King

POETRY

ACROSTIC

CINQUAIN

NUMB

SIMILE

I AM... poems

I AM... poem

A poem written to describe your thoughts, feelings, and emotions.

ACROSTIC poem

A poem written to describe the author.

NUMBER poem

A poem that lists and describes nouns.

CINQUAIN poem

A five line poem that follows a specific pattern.

SIMILE Self-Portrait

A poem that is built with similes to describe the author.

I AM... poem

A poem written to describe your thoughts, feelings, and emotions.

Unit Nine

fiction



Unit Ten

fairy tales

The Golden Apple

Long ago, there lived an evil king in a dark wood palace. He was very jealous of a young prince that lived in the magical forest with his three horses. The evil king decided he would not let his son get the apple. So he decided to send his army to take the apple back to the king's castle.

Wicked
COMPLEX SENTENCES

COMPOUND SENTENCES	COMPOUND SENTENCES	COMPOUND SENTENCES
COMPOUND SENTENCES	COMPOUND SENTENCES	COMPOUND SENTENCES

MIRROR! MIRROR!
On the Wall
THE MOST TRANSITION WORDS TO CLEAN AND SHINE YOUR WRITING
(27 TRANSITION WORDS TO CLEAN AND SHINE YOUR WRITING)

ONCE UPON A TIME ALL OF THE

MIRROR! MIRROR!
TRANSITION WORDS SHOW HOW EVENTS TAKE PLACE OVER TIME

LONG AGO OVER TIME LATER
THE NEXT DAY LATER
IN THE MEANTIME MEANWHILE
BEFORE LONG ALL AT ONCE
EVENTUALLY AS S
SUDDENLY
IN THE END AT LAST

The Magical Frog

Long ago, in a faraway place, named...

I CAN ...

- GENERATE IDEAS AND CONTENT TO DEVELOP A FAIRY TALE
- OR ORGANISE IDEAS TO DEVELOP A BEGINNING, MIDDLE AND END IN A FAIRY TALE
- USE A VARIETY OF SENTENCE STRUCTURES IN MY WRITING
- CORRECTLY USE COMMAS IN MY WRITING
- PUBLISH A FINAL COPY OF A FAIRY TALE

ENDING **MIDDLE** **BEGINNING** **END**

Long ago, in the village of Lushington, lived a magical frog named Herbert.

Unit Eleven

descriptive writing

