



GET YOUR STUDENTS LEARNING HOW TO TELL TIME IN NO TIME AT ALL! JOIN THE **21,000 TEACHERS** WHO HAVE USED THIS RESOURCE!

**QUARTER PAST**



This clock shows: **12:15**  
We also call this: **quarter past twelve**




This clock shows: **10:15**  
We also call this: **Quarter past 10**

**MATCH THE TIME**

	<b>7:40</b>		<b>6:35</b>
	<b>10:25</b>		<b>9:50</b>
	<b>2:05</b>		<b>8:55</b>
	<b>11:20</b>		<b>3:45</b>
	<b>5:15</b>		<b>4:10</b>

**TIME TO THE HOUR**      **TIME TO THE HALF-HOUR**



2:45

Quarter to 3

 EASY TO PREP       ACTIVITIES VARY       CLASSROOM SCOOT

 FOCUS POSTERS       TIME TO THE HOUR, HALF HOUR, & 5 MIN

# HELP YOUR STUDENTS LEARN HOW TO TELL TIME!

## AMANDA SAYS...

You cannot underestimate the power of engagement!

I've never had a bad experience with anything by Amy Lemons. The kids love it. The parents love it. I love the results! Thanks!

## MEREDITH SAYS...

There are some really great resources that I used to help my students learn to tell time. I am new to 2nd grade so this was such a great help to me and my kids really enjoyed the activities!

# FOCUS POSTERS



## THE MINUTE HAND



The minute hand counts minutes. It

## THE HOUR



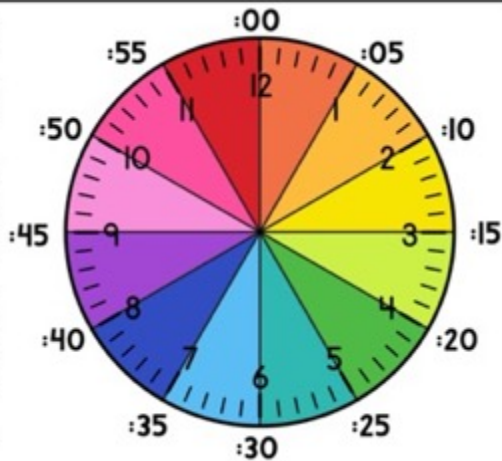
shorter hand. To count hours, look at where the shorter hand is. It is either ON the hour or right PAST the hour.

## THE SECO

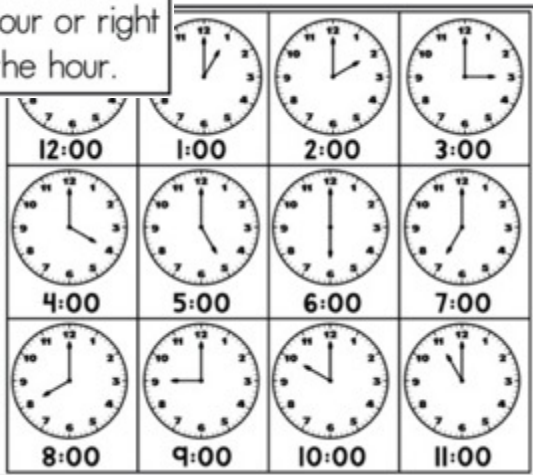


The second hand counts seconds. Once around the clock is a minute. There are 60 seconds in one minute.

## I CAN TELL TIME

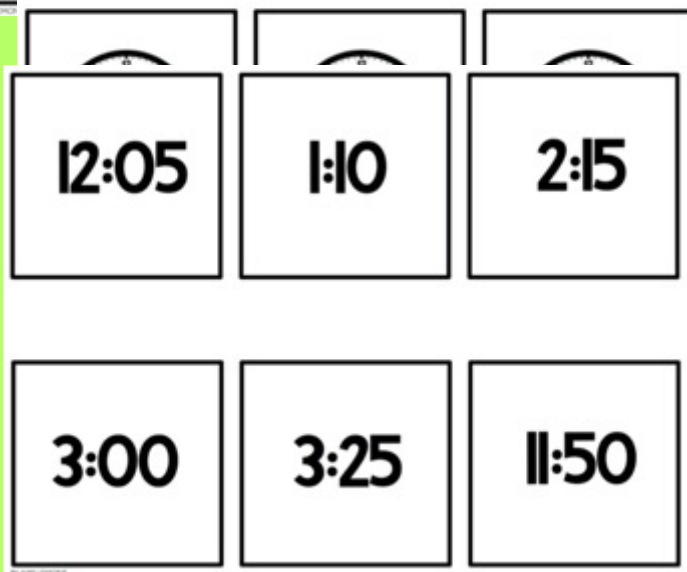




## TIME TO THE HO





# MATCHING GAME



# STUDENT BOOKLET




Name: \_\_\_\_\_



## MY TELLING TIME BOOKLET

quarter past  
half past  
quarter to



# SORT & MATCH FLAP-BOOKS




Name: \_\_\_\_\_ Date: \_\_\_\_\_

half past twelve	5:45	8:15
quarter past eight	12:30	quarter to six

Name: \_\_\_\_\_ Date: \_\_\_\_\_

ha
tv
quar
e



# SEC, MIN, HOUR



Name: \_\_\_\_\_

## WHAT TAKES ABOUT A...

<b>ABOUT A SECOND</b>	<b>ABOUT A MINUTE</b>
<b>ABOUT AN HOUR</b>	<b>ABOUT A DAY</b>

Date: \_\_\_\_\_

Name: \_\_\_\_\_

## WHAT TAKES ABOUT A...

<b>ABOUT A SECOND</b> <ul style="list-style-type: none"> <li>-Snap</li> <li>-wink</li> <li>-blink</li> </ul>	<b>ABOUT A MINUTE</b> <ul style="list-style-type: none"> <li>-clap</li> <li>-point</li> <li>-jump</li> </ul>	<b>ABOUT A MINUTE</b> <ul style="list-style-type: none"> <li>-sing song</li> <li>-tie shoes</li> <li>-read 1 page</li> <li>-Pack backpack</li> </ul>	<b>ABOUT A DAY</b> <ul style="list-style-type: none"> <li>-brush teeth</li> <li>-make bed</li> <li>-read a novel</li> <li>-travel to vacation</li> <li>-do all chores</li> <li>-go to school</li> </ul>
<b>ABOUT AN HOUR</b> <ul style="list-style-type: none"> <li>-tap</li> <li>-swallow</li> <li>-kick</li> </ul>	<b>ABOUT AN HOUR</b> <ul style="list-style-type: none"> <li>-build a snowman</li> <li>-watch a movie</li> <li>-go to lunch</li> <li>-write a story</li> </ul>		



Watching 2 TV shows	snapping	packing up your backpack	slamming a drawer	going grocery shopping
singing a song	tying your shoes	blinking	playing a soccer game	washing your hands
hiccupping	brushing your teeth	making a snowman	swallowing	having a party at school

Watching 2 TV shows	snapping	packing up your backpack	slamming a drawer	going grocery shopping
singing a song	tying your shoes	blinking	playing a soccer game	washing your hands
hiccupping	brushing your teeth	making a snowman	swallowing	having a party at school





# PRINTABLES



TIME TO 5 MINUTES

Name: \_\_\_\_\_

## MATCH THE TIME

GLUE THE TIME NEXT TO THE CORRECT CLOCK

	<u>7:40</u>		<u>6:35</u>
	<u>10:25</u>		<u>9:50</u>
	<u>2:05</u>		<u>8:55</u>
	<u>11:20</u>		<u>3:45</u>
	<u>5:15</u>		<u>4:10</u>

Name: \_\_\_\_\_

## DRAW THE HANDS

 <u>10:30</u>	 <u>2:00</u>	 <u>7:15</u>	 <u>12:0</u>	
 <u>8:45</u>	 <u>9:00</u>	 <u>2:45</u>	 <u>1:30</u>	
 <u>3:15</u>	 <u>4:30</u>	 <u>11:30</u>	 <u>5:15</u>	 <u>12:15</u>

BY AMY LEMMON

# POCKET-BOOK



## MY POCKET BOOK OF TIME

By: \_\_\_\_\_














TIME TO THE  
HOUR

TIME TO THE  
HALF-HOUR




# I HAVE, WHO HAS




<p>I have 12:00 A</p>  <p>Who has a quarter to 8 o'clock?</p>	<p>I have 7:45 B</p>  <p>Who has the hour hand at the 4 and the minute hand at the 9?</p>	<p>I have 4:05 C</p>  <p>Who has half past eleven?</p>	<p>I have 3:15 S</p>  <p>Who has a quarter to 12 o'clock?</p>	<p>I have 11:45 T</p>  <p>Who has half past 2 o'clock?</p>	<p>I have 2:30 U</p>  <p>Who has a half past 6 o'clock?</p>
<p>I have 11:30 D</p>  <p>Who has a quarter past 4 o'clock?</p>	<p>I have 4:10 J</p>  <p>Who has ten minutes past 4 o'clock?</p>	<p>I have 4:10 K</p>  <p>Who has half past 8 o'clock?</p>	<p>I have 6:30 V</p> 		
<p>I have 5:20</p>  <p>Who has the hour hand at the 9 and the minute hand at the 4?</p>					

I have 5:20 G




Who has the hour hand at the 9 and the minute hand at the 5?

I have 4:05 C



Who has half past eleven?

I have 11:30 D



Who has a quarter past 4 o'clock?

I have 4:15 E



Who has 5 minutes until 12 o'clock?


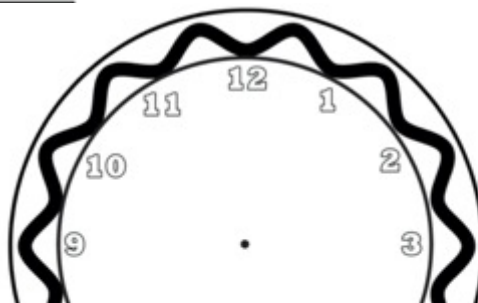

# ELA CONNECTION



## MAKE A TIMELINE

### Literacy Connection

- Read a book to the class, such as Cinderella, where the character is very busy throughout the day.
- After reading the book, make a timeline of her day. You need as many events/times as students you have in your class. Chart the time and what she is doing.
- Assign each student a time/event to make a clock, and draw a picture to describe the event. They will glue the hands on the clock to show their time.
- When students have their clock and picture as a timeline.



CK  
R  
INE

# SIMPLE ELAPSED TIME



What time does the clock show?

**C**



What time will it be in 45 minutes?

**E**



Name: \_\_\_\_\_


## "I SPY" ELAPSED TIME

<b>A</b>	<b>B</b>	<b>C</b>	<b>D</b>
<b>E</b>	<b>F</b>	<b>G</b>	<b>H</b>
<b>I</b>	<b>J</b>	<b>K</b>	<b>L</b>
<b>O</b>	<b>M</b>	<b>N</b>	<b>P</b>

















ock

**F**

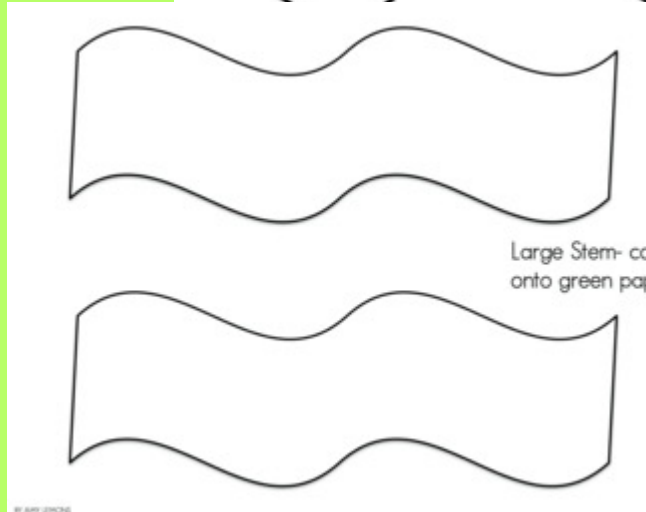
# CLASSROOM SCOOTS



## WHAT TIME IS IT?

A 8:30 	B 4:45 	C 12:00 	D 6:15 
E 12:00 	F 4:15 	G 6:45 	H 10:30 
I 11:00 	J 1:30 	K 7:45 	L 2:00 
M 12:15 	N 9:00 	O 12:45 	P 3:00 

# TIME DISPLAY



Large Stem- co  
onto green pap

