

# DO YOU NEED HELP PLANNING ELA? LET US HELP SAVE YOU TIME & ENERGY! ROOTED IN READING 2<sup>ND</sup> GRADE IS CURRENTLY IN OVER **12,000** 2<sup>ND</sup> GRADE CLASSROOMS!

**40 WEEKS OF PLANS FOR COMPREHENSION, VOCABULARY, AND GRAMMAR**

edward the emu

	READING & COMP	VOCAB	GRAMMAR
<b>M</b>	Show students the cover of <i>Edward the Emu</i> . Tell them that this will be our main reader text for the week. Member texts are not only meant for enjoyment, but they help us learn too. This is why we read them several times before moving on to other books. Tell students that this week we will practice predicting. Show them the Prediction poster. After discussing the poster, send students to their desks to set up their notebooks. Glue in the printable and make predictions based on the cover. Students look to the back, make sure to Edward leaves the book, and take sure to Edward leaves the book to their desks prediction. There is one Anchor Chart to be used.	Begin introducing vocabulary words to the students. Use the word and definition cards. Vocabulary Book and Roll. Students read a die and a lot of vocabulary words. Students roll, choose a word, and complete a vocabulary action.	Edward Students by cutting and sharing about Edward. Students make sure to punch out student with
<b>T</b>	Read the Informational Text <i>Excellent Emus</i> to the students. Discuss with the students as you go. Chart as a whole class facts that you learned about emus. (See anchor chart examples). After reading and discussing students should glue the emu and the speech bubbles in their notebooks. Have them write a fact as if they were the emu.	Continue using the cards and definitions to discuss the vocabulary words.	Sentence Search Place the sentence cards around the room or give each table/group a set of cards. Students read the card and look for capitals and punctuation. On their recording sheets, students mark if the sentence has a capital and punctuation mark.
<b>H</b>	Use the questioning cards to review and have discussions as a class. Discuss what the author wanted you to learn. *Being yourself is always the best!	Continue discussing and reviewing the vocabulary words.	My Sentences are Superb! Students make their booklet by cutting the two pages in half and stapling together on the side. Then, students use the words on the side to create a sentence on each page. Students can add words to their sentences that are not shown on the side. They should make sure to include a capital and punctuation marks. Students draw a picture that represents their sentence.
<b>F</b>	Complete the "It's Special Being Me" Writing and Craft. Students write about themselves. They can make a connection to the book and write about what makes them different from other people.	Students complete Vocabulary Picture It! Students will define three words and illustrate.	Today students will complete a vocabulary quiz. There are two options. 1. Students read the sentences and match the vocabulary word to the correct sentence. 2. Students read the words in sentences. Students write new sentences with the word and illustrate.



LESSON PLANS



PRINTABLES



PASSAGES



COMP CHECKS



VOCABULARY



GRAMMAR

# COMPREHENSION



## EACH WEEK WE PROVIDE:

- BOOK QUESTION CARDS
- FOCUS POSTERS
- PRINTABLES
- INTERACTIVE NOTEBOOK ENTRIES

## COMPREHENSION




Questioning cards are a great way to help students dig deeper into the text with your guidance.

I am a flightless bird!

Name: Nash

Write 3 facts that you learned about emus:

- 1 I can jump really high & run fast!
- 2 The dad incubates the babies.
- 3 Australia is my home!



Edwina is really good at all the jobs

ACTING: ED

Confirm or Adjust: Were you




Edward the Emu

Based on your prediction of the ending, what do you need to do?

CONFIRM?

ADJUST?

How did Edward the Emu end?  
The zookeeper replaces Edward with a new Emu!



ONS

Where do you think this story takes place?

lonely and ignored

Making Pt

What do you think is making Edward feel this way?

How do you think this story will end?

Comprehension Printables allow your students to demonstrate their understanding in their notebooks.

# PASSAGES


## EACH WEEK OF ROOTED IN READING INCLUDES:

- FICTION READING PASSAGE
- NONFICTION READING PASSAGE

# 80 PASSAGES TOTAL!

Name: \_\_\_\_\_ (Fiction Passage)

## The Zoo Trip



Directions: Read the passage and answer the questions.

Jonah and his second grade class couldn't wait for their zoo field trip! They had been counting down the days until they walked into the San Diego Zoo! They had even made a list of the animals that they were most excited about seeing. At the very top of the list was the Giant Panda. When they saw the panda exhibit they giggled and shouted. The kids were so excited they waited patiently in line to feed the giraffe. They were so happy to see the dolphins as they jumped out of the water. They ran through the gorilla house trying to see the gorillas. The kids especially loved seeing the elephants. At the end of the day, they still hadn't seen all the animals they wanted to see. Just as they were about to give up, an arrow pointing down one last passage barely kept up with them as they

What are two things you learned from the passage?

Make a prediction for which animal you would like to see at the zoo.

What would you like to see at the zoo?

Name: \_\_\_\_\_ (Nonfiction Passage)

## Northern Fur Seals

ES.02.03.04.05

Directions: Read the passage and answer the questions.

### Where in the World?

Northern Fur seals can be found in the Northern Pacific Ocean and Bering Seas. These seals migrate to the same beaches each year. They are able to stay in the water for a very long time, but like all mammals they need air to breathe.

### What they look like?

Male seals are usually about 400 to 600 pounds and female seals weigh about 100 to 150 pounds. They have very thick fur that keeps them warm in the cold water. Seals have strong front flippers and back flippers that help them swim quickly in the water.

Check out this video to see baby seal pups!



### Seal Pups

Seal pups weigh 8 to 12 pounds at birth and drink their mother's milk. Seal moms will send their young in the water at a very young age to learn how to swim!

What did you learn? What is one question you still have about Fur Seals?

\_\_\_\_\_

\_\_\_\_\_

\_\_\_\_\_

\_\_\_\_\_



# COMP CHECKS



**EACH WEEK  
OF ROOTED  
IN READING  
INCLUDES:**

AN ORIGINAL  
NONFICTION  
READER THAT  
RELATES BACK TO  
THE READ-ALoud  
FOR THE WEEK

**40  
READERS  
TOTAL!**

## NONFICTION READER

### It's All In the Family

Emus are a part of the family of flightless birds known as the ratites. Other members of the ratite family are the ostrich, cassowary, kiwi, and rheas. The birds in the ratite family have wings, but they are not meant for flying. However, their wings do allow them to balance while running.



### EXCELLENT EMUS


### About Emus

Emus are birds that can grow to be 6 feet tall and weigh 100 pounds. They are characterized by their long necks, short beaks, and powerful legs. Emus were made to run quickly. They can run 30 miles per hour for some time. Their strong legs also help them to jump 7 feet up in the air if they need to with their strong legs, and the ability to jump.



### Meal Time

What do emus enjoy eating? Emus are omnivorous which means they eat both plants and insects. They may feed on leaves, fruit, seeds, caterpillars, grains, beetles, or anything else they can find. This large bird is able to store large amounts of fat in their bodies. This helps them to survive during times when food is rare and they are looking for it!



### Meal Time

What do emus enjoy eating? Emus are omnivorous which means they eat both plants and insects. They may feed on leaves, fruit, seeds, caterpillars, grains, beetles, or anything else they can find. This large bird is able to store large amounts of fat in their bodies. This helps them to survive during times when food is rare and they are looking for it!



Two versions of the nonfiction readers (slightly harder than the other). Choose the one that suits your students best OR use both in order to differentiate.

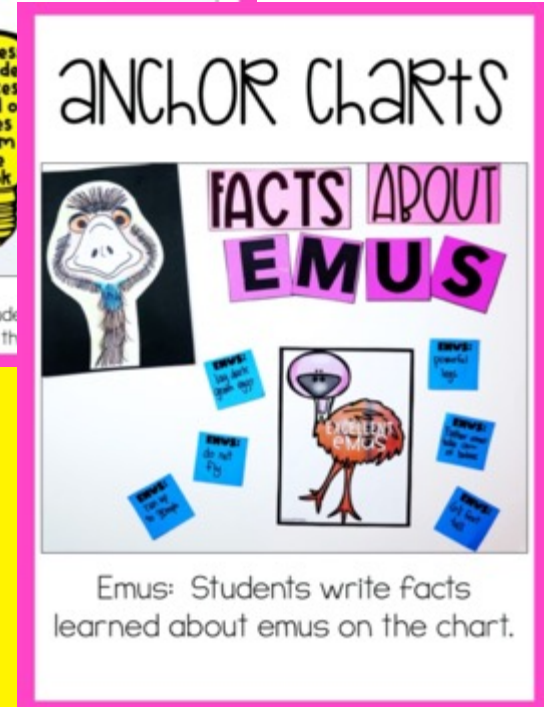
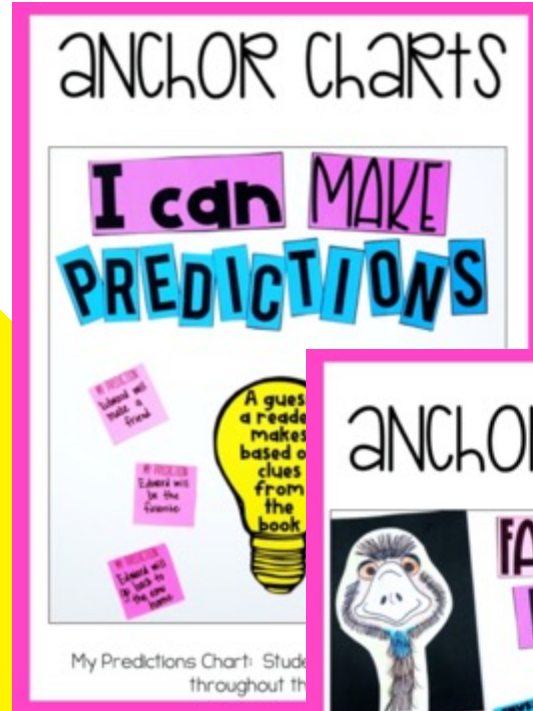
# ANCHOR CHARTS



**EACH WEEK  
OF ROOTED  
IN READING  
INCLUDES:**

ANCHOR CHART  
TEMPLATES TO  
DRIVE  
CONVERSATIONS  
IN THE  
CLASSROOM.

**PERFECT  
FOR MINI-  
LESSONS!**



# VOCABULARY



**EACH WEEK  
OF ROOTED  
IN READING  
INCLUDES:**

VOCABULARY  
CARDS,  
PRINTABLES, AND  
ASSESSMENTS

VOCABULARY

These vocabulary cards are designed for students to analyze words at a deeper level than just their definitions.

©2023 HFWriting

This block shows a collection of educational materials. At the top, the word 'VOCABULARY' is written in a large, black, handwritten-style font. Below it, several worksheets and cards are displayed. One card is titled 'VOCABULARY' and lists words like 'back', 'amusing', 'smart', and 'debat'. Another card is titled 'MATCH IT UP!' and features a grid of words and their definitions. A third card is titled 'VOCABULARY menu' and contains a table with columns for 'Word', 'Definition', and 'Example'. The text below the cards states: 'These vocabulary cards are designed for students to analyze words at a deeper level than just their definitions.'

VOCABULARY

menu

menu

Rock & Roll


Rock & Roll

Extra vocabulary activities

This block displays more educational materials. At the top, the word 'VOCABULARY' is written in a large, black, handwritten-style font. Below it, two 'VOCABULARY menu' cards are shown, each with a table for organizing word information. At the bottom, two 'Rock & Roll' activity cards are displayed, featuring a guitar and dice. The text below the cards states: 'Extra vocabulary activities'.

**ENHANCE  
VOCAB IN  
YOUR  
CLASSROOM!**

# VOCABULARY



**EACH WEEK  
OF ROOTED  
IN READING  
INCLUDES:**

VOCABULARY  
CARDS,  
PRINTABLES, AND  
ASSESSMENTS

bask	to lie or relax happily in a bright and warm place
amusing	
snarl	
detest	
gumption	
clamber	

Name: \_\_\_\_\_

## Match It Up!

	to growl and show teeth
--	-------------------------



gumption
snarl
amusing
clamber
detest
bask

Name: \_\_\_\_\_

## Vocabulary Quiz

(Edward the Emu by Sheena Knowles)

•bask	•snarl	•clamber
•amusing	•detest	•gumption

Directions: Use each word once to complete the sentence.

1. My family finds it \_\_\_\_\_ to sit and watch the chimpanzees climb all over each other.
2. The fluffy, orange kitten had the \_\_\_\_\_ to steal the ball from the big dog.
3. Mark and Jessie helped their little brother \_\_\_\_\_ to the top of the jungle gym.
4. Bella told us to be careful or the lion would \_\_\_\_\_ at us through the glass window and scare us.
5. On hot summer days, the sea lions will \_\_\_\_\_ on rocks by the water.
6. The crew began to \_\_\_\_\_ the ride home because they knew it meant they would have to say goodbye to each other.



# READ & RESPOND



**EACH WEEK  
OF ROOTED  
IN READING  
INCLUDES:**

DIRECTED  
DRAWINGS AND  
CRAFTS THAT ARE  
PAIRED WITH  
READING  
RESPONSE  
ACTIVITIES

**HIGHLY  
ENGAGING  
FOR  
STUDENTS**

directed drawing

Two drawings of emus, one larger and one smaller, both with a blue tuft on their necks.

**EMUS**  
Emus are large birds that cannot fly. They lay green eggs. The father emus raise the chicks and take care of them.  
Name \_\_\_\_\_

Students draw an emu. They use their writing about emus or a related text to guide their drawing.

Rooted in Reading

Craft

Two portraits of children, one with a pink bow and one with a blue hood, both with a blue background.

**ALL ABOUT me**  
My name is \_\_\_\_\_. I am \_\_\_\_ years old. I love to swim and paint. My birthday is in \_\_\_\_\_.  
Name \_\_\_\_\_

Students make a portrait of themselves to display with the All About Me writing.

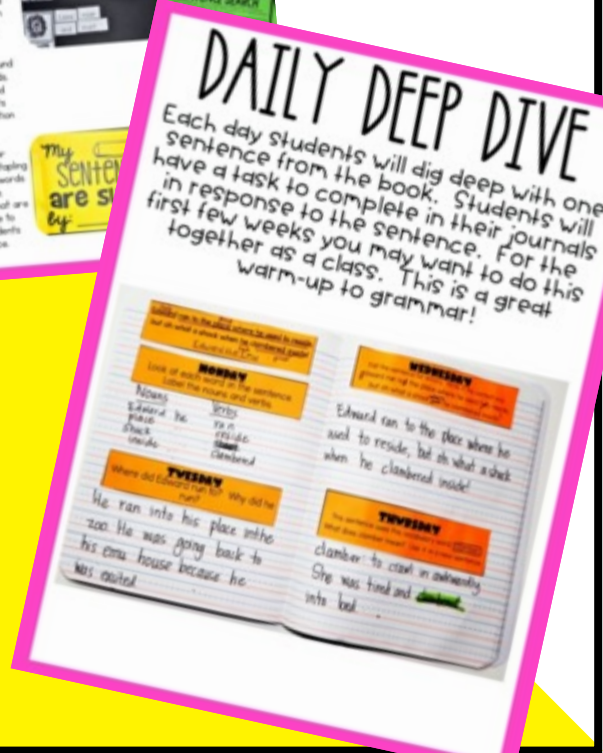
Rooted in Reading

# GRAMMAR

EACH WEEK OF  
ROOTED IN  
READING  
INCLUDES:

GRAMMAR  
LESSON PLANS  
AND ACTIVITIES TO  
SUPPORT LEARNERS  
AS THEY GROW IN  
LANGUAGE AND  
WRITING.

WEEKLY  
GRAMMAR  
LESSON  
PLANS



# HEAR WHAT TEACHERS ARE SAYING...

## ERIN SAYS

I can't say enough good things about this resource. It has completely changed my literacy block! My students LOVE the picture books for each week, and the lesson plans are so easy to follow. I save the art project for the end of the week, and my students love guessing what the project will be. I also really like the interactive notebook pages so the students can look back at the work they have already completed. If you are on the fence about purchasing, don't think another second about it. You won't regret it!!

## SADIE SAYS

Amazing Product!!!! my 2nd grade partner and I switched to this reading curriculum and we are so glad we did!! We love it, the kids love it! They get so excited about the different books we get to read every week!!!! The vocabulary component in this curriculum is unbelievable!!!! The increase in our students vocabulary knowledge is nothing short of amazing! If you don't have a reading curriculum that you are tied to or if you are giving the option of choosing your own reading curriculum (like we were:)) THIS IS IT!!!! I can't say enough awesome things about rooted in reading! The best money I have spent on TPT so far.) Ladies thank you so much for a job well done!!!!