

1st GRADE

Rooted in READING MAY



by Amy Lemons and Katie King

- Alligators and Crocodiles
by Gail Gibbons
- Jabari Jumps
by Gaia Cornwall
- Clicks and Salsa
by Aaron Reynolds
- Naughty Mabel
by Nathan Lane
and Devlin Elliott

UNIT 10: MAY

BOOK:	READING:	CC:	GRAMMAR:	CC:	PHONICS:	CC:
Alligators and Crocodiles	Clarify Word Meaning	RI.1.4	Research	W.1.7, W.1.8	Review of blends and word families	RF.1.2 RF.1.3A RF.1.3B RF.1.3C RF.1.3F RF.1.4A RF.1.4B RF.1.4C
Jabari Jumps	Synthesizing Information	RI.1.9 RI.1.3	Possessive Nouns	L.1.1.B	Review of blends and word families	RF.1.2 RF.1.3A RF.1.3B RF.1.3C RF.1.3F RF.1.4A RF.1.4B RF.1.4C
Clicks and Salsa	Characters and Action	RI.1.3 RI.1.9	Multiple Meaning Words	L.1.4	Review of blends and word families	RF.1.2 RF.1.3A RF.1.3B RF.1.3C RF.1.3F RF.1.4A RF.1.4B RF.1.4C
Naughty Mabel	Purpose for Reading	RI.1.5 RI.1.9	Shades of Meaning Verbs	L.1.5. D	Review of blends and word families	RF.1.2 RF.1.3A RF.1.3B RF.1.3C RF.1.3F RF.1.4A RF.1.4B RF.1.4C

UNIT 10: MAY

BOOK:	READING:	TEKS:	GRAMMAR:	TEKS:	PHONICS:	TEKS:
Alligators and Crocodiles	Clarify Word Meaning	1.7F 1.9ii	Research	1.13	Review of blends and word families	1.2A 1.2Avii 1.2B 1.2Bi 1.2Bii 1.2Biii 1.2Ci 1.2Cii 1.2Ciii
Jabari Jumps	Synthesizing Information	1.6H	Possessive Nouns	1.11Diii	Review of blends and word families	1.2A 1.2Avii 1.2B 1.2Bi 1.2Bii 1.2Biii 1.2Ci 1.2Cii 1.2Ciii
Clicks and Salsa	Characters and Action	1.8B 1.8C	Multiple Meaning Words	1.3B	Review of blends and word families	1.2A 1.2Avii 1.2B 1.2Bi 1.2Bii 1.2Biii 1.2Ci 1.2Cii 1.2Ciii
Naughty Mabel	Purpose for Reading	1.6A	Shades of Meaning Verbs	1.11Dii	Review of blends and word families	1.2A 1.2Avii 1.2B 1.2Bi 1.2Bii 1.2Biii 1.2Ci 1.2Cii 1.2Ciii

1st GRADE


Rooted in READING
MAY



Alligators
and
Crocodiles
by Gail
Gibbons

by Amy Lemons and Katie King

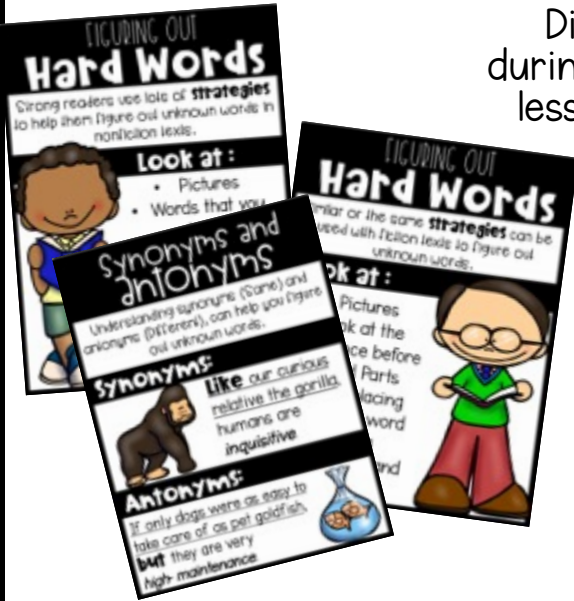
COMPREHENSION



Book Questions: Use these questions to guide the discussions that the class has during the read aloud throughout the week. Keep them nearby so that you can facilitate a meaningful classroom discussion!

Digital Anchor Charts: Use these posters during your mini-lessons. Display them after the lesson to serve as a reminder or helpful tool for students who need it.

Follow-Up Activities: These printables are designed to check student understanding. Most can be glued right into notebooks to keep for future reference. If you are needing grades, these activities would serve that purpose.



Check for Understanding: Reading Passage Comprehension Check

Name: _____

Reading Comprehension

Directions: Read the passage and answer the questions.

The largest fish in the little funny, because they weigh up to 21,000 pounds have about 3,000 tiny teeth are not dangerous at all mouths open, let the water creatures. In order shark, he is going to have

What does **filter** mean?

Draw and label a picture showing how big the whale shark is.

Circle the word that

COMPREHENSION CHECK

Directions: Color in the bubble by the correct answer.

1. The word crocodile comes from the word *logarion* in Spanish. What does this mean?

large
 lay
 lizard
 monster

2. State a fact about alligators.

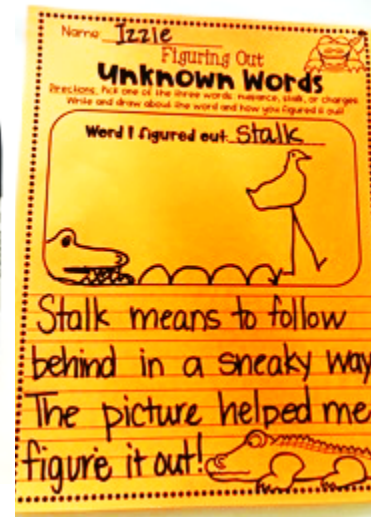

3. Who is the biggest threat for crocodiles?

sharks
 water buffalo
 humans

4. The only place in the world that alligators and crocodiles live together is southern Florida.

True
 False

5. Nocturnal means active at night. Write about a **nocturnal** animal. Clearly what it means for this animal to be nocturnal.



ANCHOR CHARTS

LET'S COMPARE

ALL ABOUT CROCODILES

- FACT: 14 types of crocodiles
- FACT: Narrow, long snout

crocodile



SIMILARITIES

- FACT: Live in warm climates.
- FACT: Both live in Florida.

ALL ABOUT ALLIGATORS

- FACT: Wide, round snout
- FACT: Only 2 types of alligators.

alligator



REPTILE RESEARCH



WHAT I KNOW

- They are strong.
- They can swim.
- They live by water.
- They are reptiles.
- They have bumpy skin.
- They lay eggs.

QUESTIONS I HAVE

- How are they different? Do they have predators?
- Where do they live?
- Can they breathe under the water?
- Do they care for their babies?

INFO I LEARNED

- They are predators.
- They are great swimmers.
- They have webbed feet.
- They stay under water for 2 hours.
- Mothers protect their eggs and babies.
- Alligators and crocodiles are different.


ART & WRITING



ALLIGATORS AND CROCODILES

Alligators and crocodiles are reptiles. They lay eggs. They live near water. They are cold blooded.

Name: _____

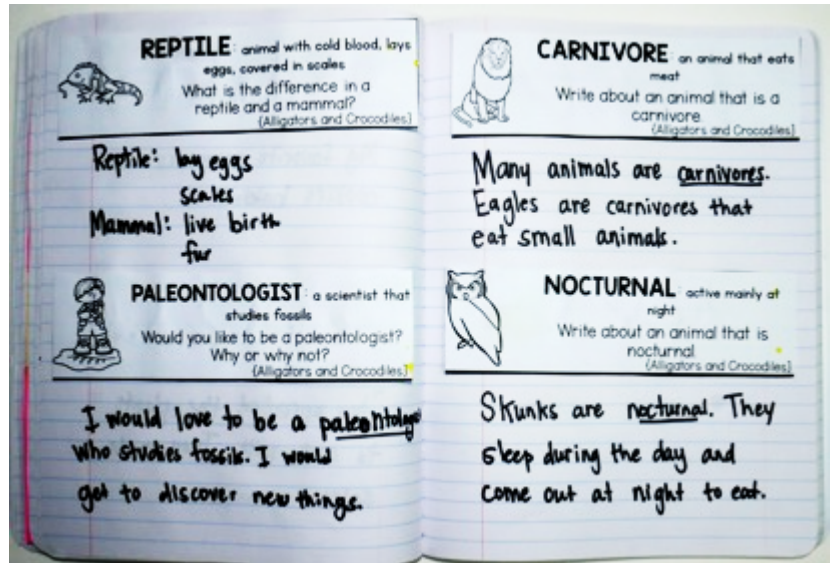


How does an **ALLIGATOR** approach its **PREY**? Why does this method work for him?

Alligators stay still or swim slowly to attack their prey. Their prey doesn't even know they are near.

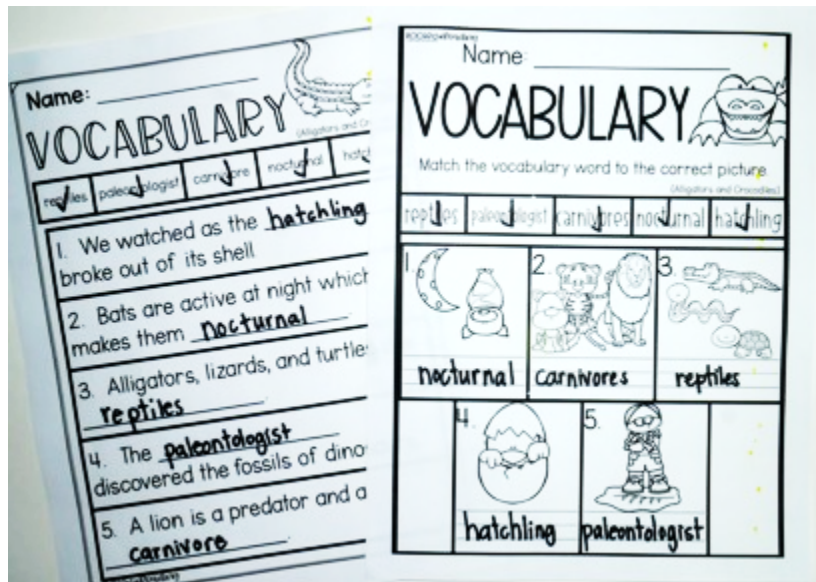
Name: _____

VOCABULARY



Vocabulary Cards can be used to introduce unfamiliar terms in the book. They can be displayed for students to refer to throughout the week.

Vocabulary Prompts are great warm-ups. These helps students to think about and use the new terms. They can be glued into an interactive notebook. You may just want to choose a couple for the week rather than tackling every single one.



Vocabulary Printables: These can be used as an assessment towards the end of the week OR they can be used throughout the week during the whole group lesson. It may be that you want to complete these together so that your students learn the format.

RESEARCH

ALLIGATOR & CROCODILE RESEARCH

Name: _____

http://bit.ly/Du
http://bit.ly/S
http://bit.ly/C
http://bit.ly/T
http://bit.ly/K
http://bit.ly/F
http://bit.ly/F
http://bit.ly/L

ALLIGATOR

APPEARANCE:
-bumpy skin
-dark backs
-light tummies

HABITAT:
-lakes -ponds
-rivers -swamps
-marshes

INTERESTING FACTS:
-Can weigh 1000 pounds
-are gentle mothers
-Females are smaller

DIET: Carnivore - fish, turtles, snakes, small mammals

EGGS:
-make a nest
-guards eggs
-carries babies to water

Joelle's ALLIGATOR RESEARCH

Name: _____

CROCODILE CRAZE

APPEARANCE: _____

PICTURE: 

HABITAT: _____

INTERESTING FACTS: _____

WHAT I KNOW
-lay eggs
-live in water

QUESTIONS I HAVE
underwater?

INFO I LEARNED
time.

Alligators only get one set of teeth.

TRUE OR FALSE

A	True	I	False
B	False	J	True
C	True	K	False
D	False	L	True
E	True	M	False
F	True	N	False
G	False	O	True
H	True		

That is **TRUE**



Crocodiles and alligators are carnivores.

That is **FALSE**




Crocodiles see well underwater.

FACT
statements that are true



Alligators lay eggs.

OPINION
someone's feelings or beliefs about a topic



Crocodiles are the coolest animals.

The American Alligator

American alligators live in the southern United States. They are found in swamps and marshes. They are very good swimmers and can stay underwater for up to an hour. They have a bumpy skin and a long tail. They use their tail to help them move through the water. They are very good at catching their food. They are very good at catching their food. They are very good at catching their food.

Name: _____

FACT	OPINION
Crocodiles have webbed feet.	I think you should be able to catch them.
Crocodiles can hiss.	Crocodiles are better than alligators.
Alligators care for their young.	I think alligators are mean.
Crocodiles make nests for their eggs.	Crocodiles are not fun to watch about.

Write a fact
Alligators live near water.

Write an opinion
I do not think crocodiles are cool.

RESEARCH BOOKLET

Name: _____

ALLIGATOR ANNOUNCEMENT

APPEARANCE:
- bumpy skin
- dark backs
- light tummies


HABITAT:
- lakes - ponds
- rivers - swamps
- marshes

INTERESTING FACTS:
- Can weigh 1,000 pounds
- are gentle mothers
- Females are smaller


DIET:
Carnivore
fish, turtles, snakes, small mammals

BABIES:
- make a nest
- guards eggs
- carries babies to water

Joelle's
ALLIGATOR
RESEARCH



ALLIGATORS CAN swim well. They steer with their tails and back legs.



PHONICS

-ay



-eat



beat meat seat pleat
heat neat cleat treat

st

stage


sl

slime



clock

-all



mop
pop

-ill



bill gill pill grill
fill hill drill spill

-ap



cap lap nap clap
gap map tap slap

beep jeep creep sleep
deep weep sheep sweep

fl

flam

pl

plant



gl

glue



bl

blocks



sk

skate



Name: _____ **Fill in the Blank**
Read each sentence and decide which word completes the sentence the best.

Name: _____ (-all words) help _____ up the mess on _____

Josie Scores!

Directions: Read the passage. Circle all the -all word family words.

Josie is tall for her age. When she steps on the field, she can smell their fear. They try to stall by asking the ref how old she is, but Josie isn't scared. She will tell them that she is seven years old, just like them! As she dribbles the ball, she tricks one boy and he falls to the ground. Her coach yells "Shoot the ball Josie!" She kicks the ball of the wall of kids in front of her. The ball takes one small hop and then finds the back of the net! Goal for Josie!



Write and draw 5 of the -all at words.

○ ○ ○
○ ○ ○

Draw what happened in the story.

SPIN AND COLOR

- Name: _____
- Color your spinner 4 different colors. Spin.
 - Color a word that rhymes with that picture.
 - Spin until all the boxes are filled.



date	rap	mop
sop	fate	dove
shove	love	drop
trap	map	mate

Directions: Choose two words and write them in a sentence.

(ay, op, all words)

Write the word by each picture.

Assessment

Choose one word and write it in a sentence.

1st GRADE


Rooted in READING
MAY



Jabari
Jumps
by Gaia
Corwall

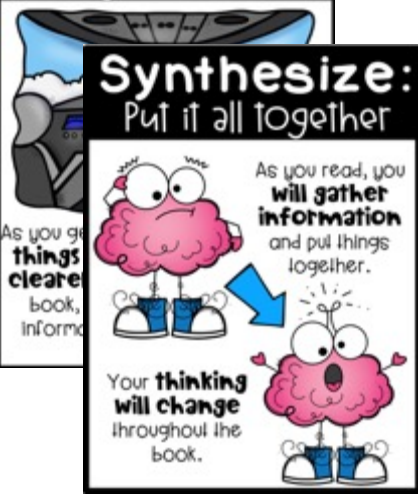
by Amy Lemons and Katie King

COMPREHENSION



Book Questions: Use these questions to guide the discussions that the class has during the read aloud throughout the week. Keep them nearby so that you can facilitate a meaningful classroom discussion!

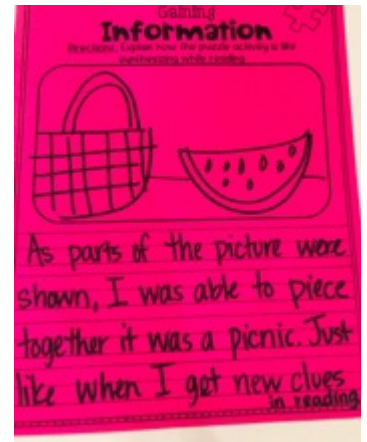
Synthesize: Gaining Information



Digital Anchor Charts: Use these posters during your mini-lessons. Display them after the lesson to serve as a reminder or helpful tool for students who need it.

Follow-Up Activities: These printables are designed to check student understanding. Most can be glued right into notebooks to keep for future reference. If you are needing grades, these activities would serve that purpose.

Check for Understanding: Reading Passage Comprehension Check



Name: _____

Reading Comprehension

Directions: Read the _____ (Jabari Jumps)

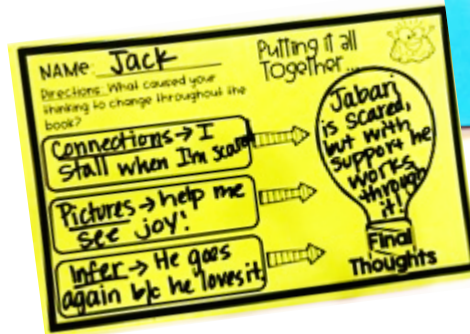
COMPREHENSION CHECK

Directions: Color in the bubble by the correct answer.


- What advice did Jabari's dad give him for when he was scared?
 - crying makes you feel better
 - take a deep breath and tell yourself you are ready
 - walk off the end really fast and don't think
 - he had to do it right away because the pool was closing
- What is one way that Jabari delayed jumping? _____
- By the end of the book, how can you tell that Jabari overcome his fear?
 - he left the pool swimming
 - he took his sister up to jump with him
 - he went back up the ladder and said he was going to do a flip
- Jabari's dad pressured him to jump off the diving board.
 - True
 - False
- Make a **connection** to the text that allows you to understand how Jabari feels at different times in the book. _____

Draw a detailed picture of your mental image. _____

Circle the word ev _____



I thought the pig was scared and a victim!



ANCHOR CHARTS

JABARI JUMPS

AT FIRST I was THINKING.

WHILE I WAS READING, I STARTED TO THINK..

AFTER READING, I THINK...

I THINK: Jabari would not jump.

I THINK: Jabari would be very scared.

I THINK: He would come back another day.

I THINK: Jabari would want to try again.

I THINK: Jabari's dad helped him have courage.

I THINK: Jabari jumped because he was brave.

SWIMMING POOL SAFETY

What I **KNOW**

WHAT I KNOW: Water can be dangerous.

WHAT I KNOW: You should learn how to swim.

WHAT I KNOW: If you can't swim, wear a life jacket.

WHAT I KNOW: You should always swim with an adult.

What I **LEARNED**

WHAT I LEARNED: Tell an adult if there is a problem.


WHAT I LEARNED: Always wear sunscreen.

WHAT I LEARNED: Don't run around the pool.

WHAT I LEARNED: Ask how deep the water is.



ART & WRITING



What is the most important **SAFETY RULE** for the **SWIMMING POOL**?
I think the most important rule is to never swim without an adult there.
Name: _____

SWIMMING POOL SAFETY RULES
Never run by the pool. You could slip and get hurt or fall in.
Name: _____



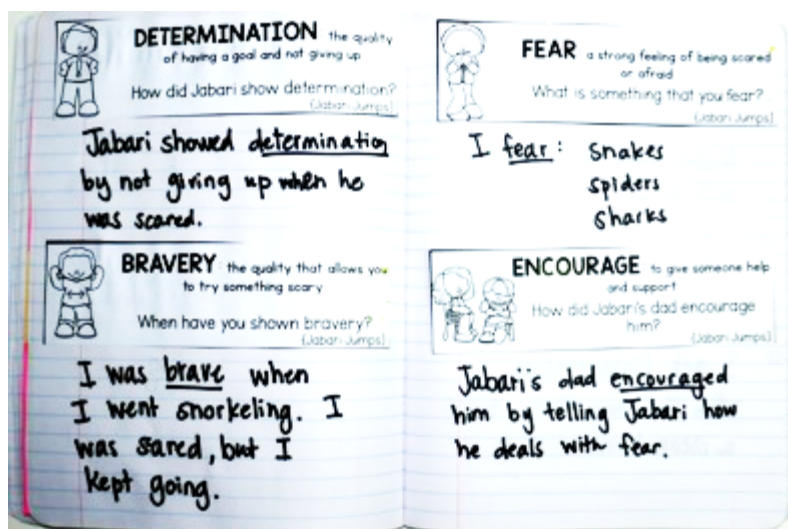
JABARI JUMPS
Jabari is scared to jump off of the diving board. He does not give up. He finally jumps!
Name: _____



JABARI JUMPS
I can be brave like Jabari. I can try again if I get scared the first time.
Name: _____

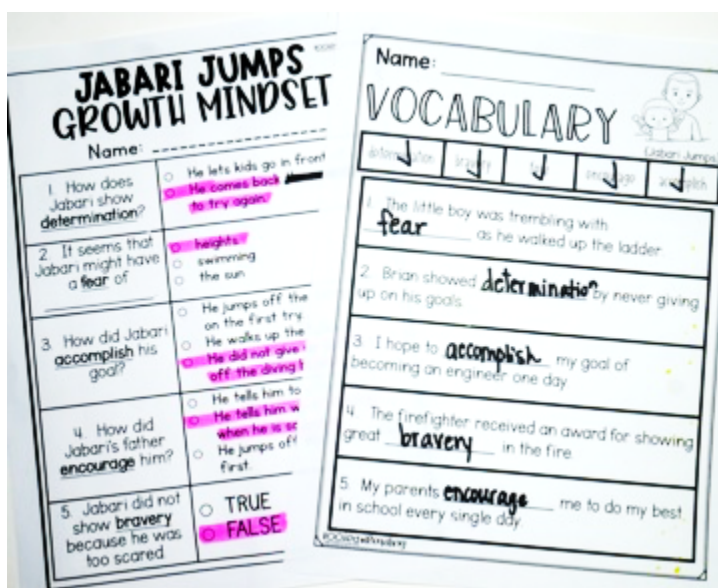
VOCABULARY

Please Note: These vocabulary words are NOT located in the story. These are Growth Mindset words that are displayed throughout the story.



Vocabulary Cards can be used to introduce the Growth Mindset vocabulary for the week. They can be displayed for students to refer to throughout the week.

Vocabulary Prompts are great warm-ups. These helps students to think about and use the new terms. They can be glued into an interactive notebook. You may just want to choose a couple for the week rather than tackling every single one.



Vocabulary Printables: These can be used as an assessment towards the end of the week OR they can be used throughout the week during the whole group lesson. It may be that you want to complete these together so that your students learn the format.

GRAMMAR

Name _____

POSSESSIVE NOUNS

the watch that belongs to Sam	Sam's watch	the flower that belongs to Tyla	Tyla's flower
the ball that belongs to Trina	Trina's ball	the toy that belongs to Luke	Luke's toy
the brush that belongs to Jack	Jack's brush	the ring that belongs to Keri	Keri's ring
the cupcake that belongs to Stan	Stan's cupcake	the book that belongs to Jose	Jose's book

Name _____

POSSESSIVE OR PLURAL

POSSESSIVE NOUNS		PLURAL NOUNS	
Milo's guitar	Oscar's cup	basketballs	couches
Gora's pizza	Ada's candy	helicopters	tulips
Rose's map	Levi's phone	puppies	blankets



the broom that belongs to Rita

Rita's broom is brown.

11. the pill
12. the
9. the spoon that belongs to Mason
4. the j belongs to Ethan's job
10. the movie that belongs to Mia
Movie's Mia
6. the
1. the shell belongs to turtle
Pen's Luna
Luna's pen
5. the pen that belongs to Luna
the shell's turtle
turtle's shell
Oliver's picture
Oliver's picture

Name _____

POSSESSIVE NOUNS

1 the turtle's shell	2 Henry's car	3 Ariel's hair
4 Ethan's job	5 Luna's pen	6 Wyatt's paper
7 Oliver's picture	8 Olivia's shirt	9 Mason's spoon
10 Mia's movie	11 Sofia's pillow	12 Noah's gum

















Name _____

MAKE ME POSSESSIVE!

Look at the sentence and the picture. Write the possessive nouns on the blank.

This is Lucy 	This is Lucy's balloon	This is Roger 	This is Roger's tie
This is Sadie 	This is Sadie's ice cream	This is Kara 	This is Kara's pumpkin
This is Dan 	This is Dan's camera	This is Elijah 	This is Elijah's car

PHONICS

-ow 	-oa	tr 	cl 	sw 
-ake 	-ine 	br 	bl 	dr 
-ike 	-ent 	sn 	sm 	
-oo 	-oo 	fr 		

moon spoon room hoot
noon bloom boot goose
hook brook foot hood
hook shook look wood

Name: _____ [aa, ent, oo words]

Name: _____ [-ake/ine words]

Liam Bakes

Directions: Read the passage. Circle all the -a/ine word family words.
After Liam's family does each night, Liam likes to bake!

SPIN AND COLOR

- Color your spinner 4 different colors. Spin.
- Color a word that rhymes with that picture.
- Spin until all the boxes are filled.



coat	load	mop
bow	mow	roach
poach	goat	toad
float	row	blow

Directions: Choose two words and write them in a sentence.

Fill in
and decide w
reference the
red _____
I'll back to the
rodes _____
to the ma
Sunday, do I
_____ on her I
_____ to pick
ver clothes.
n saw that I
_____ of his chag

STIKES spent snail went
like hike dent truck

Name: _____ [-oo words]







-oo Word Practice

Name: _____

Directions: Write the word by each picture.

Assessment



	
	
	
	



Directions: Choose one word and write it in a sentence.

Directions: Write the word by each picture.

Assessment

(oo, ow, ake, ine words)

Directions: Write the word by each picture.

1st GRADE

Rooted in **READING**
MAY



Clicks and
Salsa

by Aaron
Reynolds

by Amy Lemons and Katie King

COMPREHENSION



Book Questions: Use these questions to guide the discussions that the class has during the read aloud throughout the week. Keep them nearby so that you can facilitate a meaningful classroom discussion!

Digital Anchor Charts: Use these posters during your mini-lessons. Display them after the lesson to serve as a reminder or helpful tool for students who need it.

Follow-Up Activities: These printables are designed to check student understanding. Most can be glued right into notebooks to keep for future reference. If you are needing grades, these activities would serve that purpose.

Feelings vs. Character Traits

Give the Character a Roof!

When you look at a character **says** or **does** you will be able to describe the character's **personality** or **traits**.

Using Action:
Dad always says practice make perfect so we spend lots of time hitting baseballs on the weekend.

Using Dialogue:
"Jamie I believe in you. You have such talent and drive. You will be a star one day!"
Said Mrs. Joseph.

Check for Understanding: Reading Passage Comprehension Check

NAME: _____ (Chicks and Salsa)
COMPREHENSION CHECK

Reading Comprehension

Directions: Read the passage and answer the questions.

All of first grade was out on the playground one hot afternoon. There was an exciting game of kickball going on. Jayla ran over to the shade to catch her breath. She looked over and saw Tyra sitting quietly under a tree. A tear dropped down her cheek. Jayla forgot about the game and ran over to put her arm around Tyra. She asked her friend what was wrong. She stayed with Tyra until it was time to go in and then walked back to class with her.

How does Jayla show that she is caring?

Draw and label three things you can do when a friend is sad.

Circle the word **about**. Read 3 times.

Name Kylie

SAMMY THE SNAKE

Sammy slithered slowly down the street. The sun was shining and he was ready to play. His best friend, Shelly had moved away, and he wanted to make some new friends. Sammy smiled at the first animal he saw. The bird hopped up and flew away as fast as she could. Sammy was a little hurt, but he wasn't one to give up so he yelled, "Hi, there!" to a little chipmunk in the tree. It didn't say anything, so Sammy decided to run into her hole. Even Sammy was starting to wonder if he would ever make a new friend. He decided to give it one last try with the skunk across the road. This time the skunk was just for a split second. Sammy slid over to him. But she had never opened his mouth. Sammy could tell he might be his new friend. Sammy stopped over to Sammy and said, "Hi, how are you?"

What is a character trait of Sammy?

Name Joey

Character Traits: Actions and Dialogue

Directions: Name a character trait of the rooster. Give an example from actions or dialogue that support your answer.

The rooster is clever.
When he sees a problem, he comes up with a creative solution.

Lily is jealous of Julius's getting all of the attention. I don't really think she is mean.

Lily's Feeling

Lily's Character Trait

Lily's Character Trait

Julius: The baby of the class

ANCHOR CHARTS

CHICKS AND SALSAS

TRAIT: helpful.

TRAIT: organized.

TRAIT: Perky-planner

TRAIT: sneaky

TRAIT: clever

TRAIT: problem solver

describe the **FARMERS**

TRAIT: The farmers were ungrateful.

describe the **PIGS**

TRAIT: The pigs were satisfied as they ate each.

describe the **ROOSTER**

TRAIT: The rooster is resourceful.

describe the **DUCKS**

TRAIT: The ducks were followers. They copied the chicks.

describe the **MICE**

TRAIT: The mice are clever. They sell food.

describe the **CHICKENS**

TRAIT: The chickens were sneaky.

THE ROOSTER

THE LIFE CYCLE OF A CHICKEN

FACT: The egg starts inside of a hen.

EGG

FACT: The egg shell protects the embryo.

EMBRYO

FACT: Chicks become adults at 6 months old.


CHICKEN

FACT: Chicks phase down feathers.


CHICK

FACT: The hatching uses an egg tooth to hatch.

HATCHLING



ART & WRITING



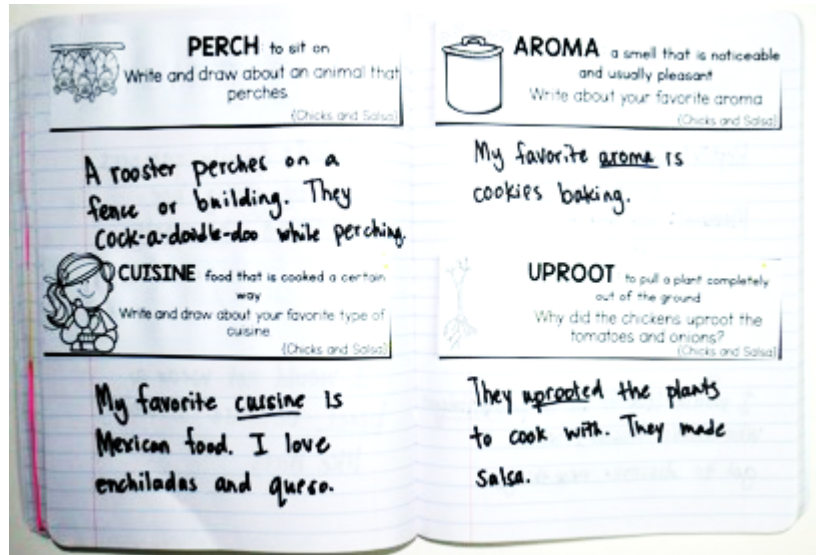
How does a **BABY CHICK**
SURVIVE inside
of the **EGG**?
The mother hen turns the
eggs several times a day.
She sits on the eggs.
Name: _____

THE LIFE CYCLE OF A
CHICKEN
Once the chicks hatch,
the mother hen keeps
them safe.
Name: _____



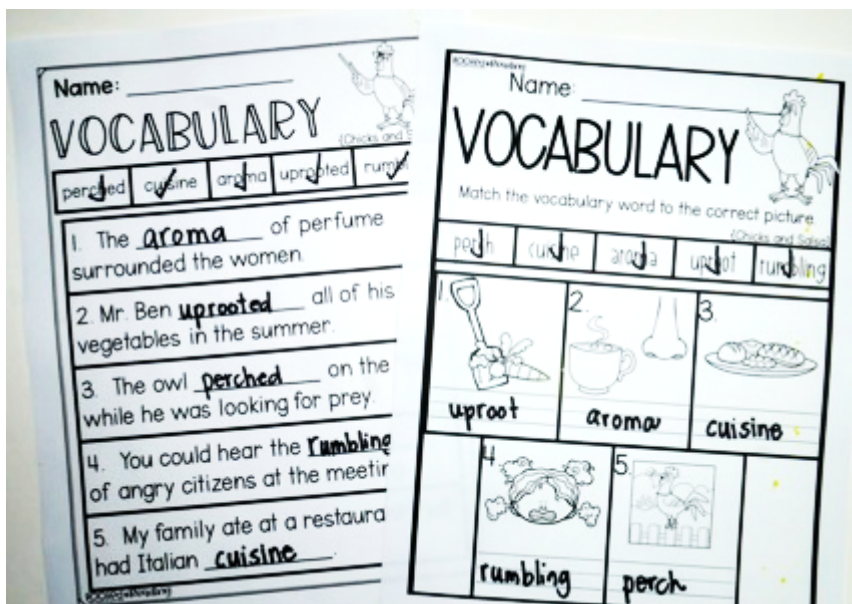
CHICKS TO SALSAS
The animals are sick of
eating the same foods over
and over again.
Name: _____

VOCABULARY



Vocabulary Cards can be used to introduce unfamiliar terms in the book. They can be displayed for students to refer to throughout the week.

Vocabulary Prompts are great warm-ups. These helps students to think about and use the new terms. They can be glued into an interactive notebook. You may just want to choose a couple for the week rather than tackling every single one.



Vocabulary Printables: These can be used as an assessment towards the end of the week OR they can be used throughout the week during the whole group lesson. It may be that you want to complete these together so that your students learn the format.

GRAMMAR



HOMOPHONES

ape/ate	ate	nose	nose
bow/ball	ball	mail	mail
blow/blue	blue	pear	pear
flour/flower	flower	sail	sail

HOMOPHONES

Son 	Sun
My <u>son</u> is 5.	The <u>sun</u> is bright.

eight

Name _____

HOMOPHONES

- Ron rode his horse in the rain.
 rode road
- Javi will be eight years old.
 ate eight
- Can you put my hair in a ponytail?
 hair hare
- The bats come out at night to hunt.
 knight night
- We grew a pear tree in our yard.
 pair pear
- The turtle swam out to sea.
 see sea
- Ginni put her son to bed at 8:00.
 son sun
- I have one brother named PJ.
 won one



THE HOMOPHONE ZONE

1 sail	2 ate	3 see
4 toe	5 ball	6 blue
7 flower	8 one	9 mail
10 pair	11 knows	12 hair

HOMOPHONE

1

KNOWS

HOMOPHONE

2

NOSE

HOMOPHONE

1

KNOWS

The dog sniffed with his nose.



PHONICS

Phonics cards with images and words:

- ead**
- ar**
- wh**
- ir**
- sp**
- pr**
- or**
- gr**
- ch**
- ur**
- tw**
- er**
- th**
- sh**
- ou**
- ow**
- thumb**
- ship**

Words listed below the cards: bounce, couch, loud, shout, cloud, house, mouse, south, brown, clown, gown, flower, er, hom, er, ee, eese, thumb, ship.

Name: _____

(-ow/ou words)

-ow/ou Word Practice

Name: _____

Fill in the Blank

Read each sentence and decide which word completes the sentence the best.

- Kacey took her hose out to the front porch to water the big, green _____.
- Bret's mom is not going to be happy when she sees the huge hole in his _____.
- On Sundays we go to _____ on Maple Street and then we have a family meal.
- It really _____ my feelings when Heather stopped talking to me.
- Some kids have a hard time learning to wait their _____ for fun things.
- Dad gave us a _____ look across the room.
- The school _____ gave me a Band-Aid.
- Make sure to cough into your elbow so you don't spread _____.

germs nurse fern shirt stern turn hurt church

Directions: Write the word by each picture.

Assessment

Directions: Choose one word and write it in a sentence.

SPIN AND COLOR

Name: _____

- Color your spinner 4 different colors. Spin.
- Color a word that _____.

(-ir/or words)

Mary Kate's Garden

Directions: Read the passage. Circle all the -ir/or word family words.

Mary Kate is girl in the third grade. She likes to help her mom in the garden. She makes to wear a shirt that she doesn't mind getting dirty. First she uses her spade to draw a circle and then she digs a hole to drop the seeds in. When she is in the garden, her mom tells her to be careful of the rose thorns and the bird nests. Mary Kate put the last seed in the ground as a storm started to roll in from the North. What a wonderful day!

Write and draw 5 of the -ir/or words.

_____ a sentence

Draw what happened in the story.

1st GRADE

Rooted in **READING**
MAY



*Naughty
Mabel*
by Nathan
Lane and
Devlin
Elliott

by Amy Lemons and Katie King

COMPREHENSION



Book Questions: Use these questions to guide the discussions that the class has during the read aloud throughout the week. Keep them nearby so that you can facilitate a meaningful classroom discussion!

Digital Anchor Charts: Use these posters during your mini-lessons. Display them after the lesson to serve as a reminder or helpful tool for students who need it.



Follow-Up Activities: These printables are designed to check student understanding. Most can be glued right into notebooks to keep for future reference. If you are needing grades, these activities would serve that purpose.

Check for Understanding: Reading Passage Comprehension Check

Name _____

Reading Comprehension

Directions: Read the passage and answer the questions.

If you ever are in the school building when the fire alarm goes off, you need to look in directions. Push in your NAME _____ (Naughty Mabel)

COMPREHENSION CHECK

Directions: Color in the bubble by the correct answer.

- How do the kids of the family react to Mabel's bad behavior on Thanksgiving?
 - embarrassed
 - excited
 - mad
 - sad
- Give an example of how the author **entertained** you.

- Which is an example of Mabel being shabbier?
 - adding ice cream with bacon
 - sneaking out of her room to go to the party even though she knew she wasn't invited
 - bragging to the next door neighbors about the party
- Mabel's parents decide that maybe a different dog would be better for their family.
 - True
 - False
- If the purpose of this book was to **inform** instead of entertain, give an example of a sentence you might find in the book about a dog.

Name Grayson

Biggin' Character

Directions: Why do you think _____? How did you _____?

I think Mabel acts out because she knows it will get her attention. She wants to be loved.

I paid close attention and I thought about my friend who is passionate about animals.

Changing Our

I nform

E ntertain

Naughty Mabel

How do you feel about Mabel? Color in the smiley face and respond.

WHY DID YOU LIKE IT? I do things that are creative.

PART Mabel acting badly.

WHY DID YOU LIKE IT? The character's faces were funny.

ANCHOR CHARTS

NAUGHTY

MABEL

TRAIT: Naughty - she always gets in trouble

TRAIT: Messy - she makes messes at the party

TRAIT: Funny - she tells funny stories

TRAIT: Loved - her owners love her

TRAIT: Disastrous - She ruins the house.

TRAIT: Spoiled - she gets what she wants

NAUGHTY MABEL

CATS

VS.

DOGS

all about CATS

- CATS:** Have babies called kittens
- CATS:** Can make 100 sounds
- CATS:** Weigh between 5-15 pounds
- CATS:** They bathe themselves.

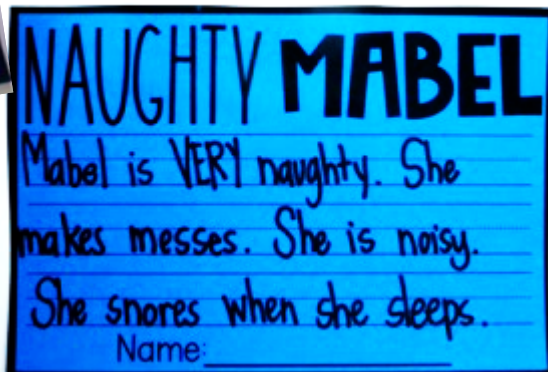
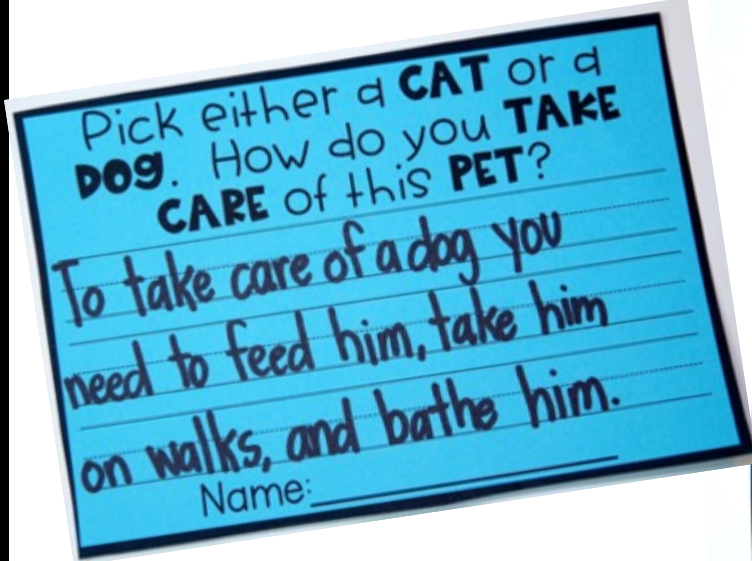
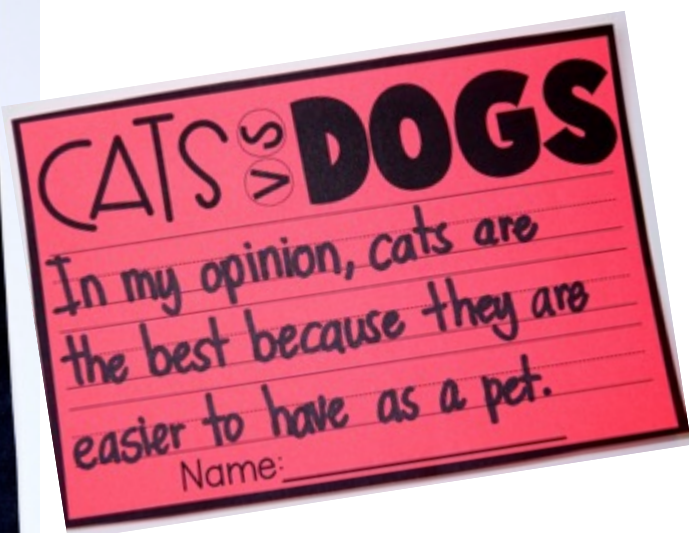

SIMILARITIES

- SIMILARITIES:** Can comfort people
- SIMILARITIES:** Mammals
- SIMILARITIES:** Have fur
- SIMILARITIES:** Can be pets

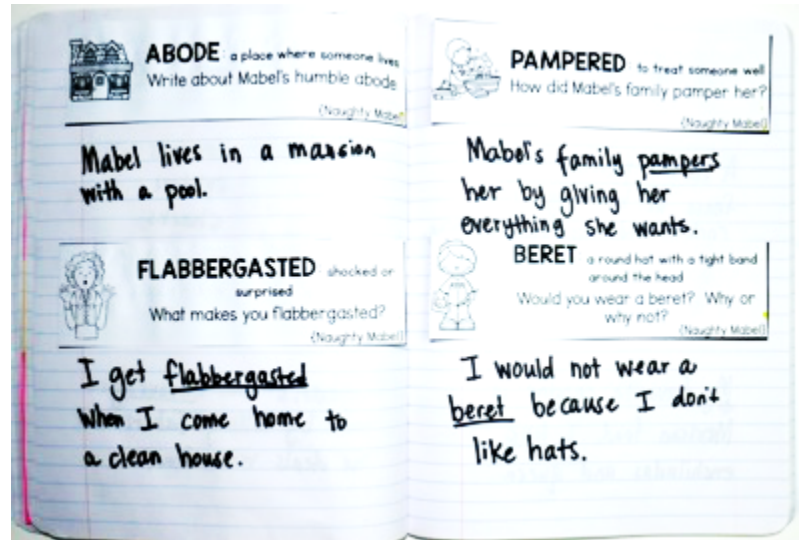
all about DOGS

- DOGS:** Dogs often act as guards at their house.
- DOGS:** Great sense of smell
- DOGS:** Vary in size
- DOGS:** Babies are called puppies

ART & WRITING

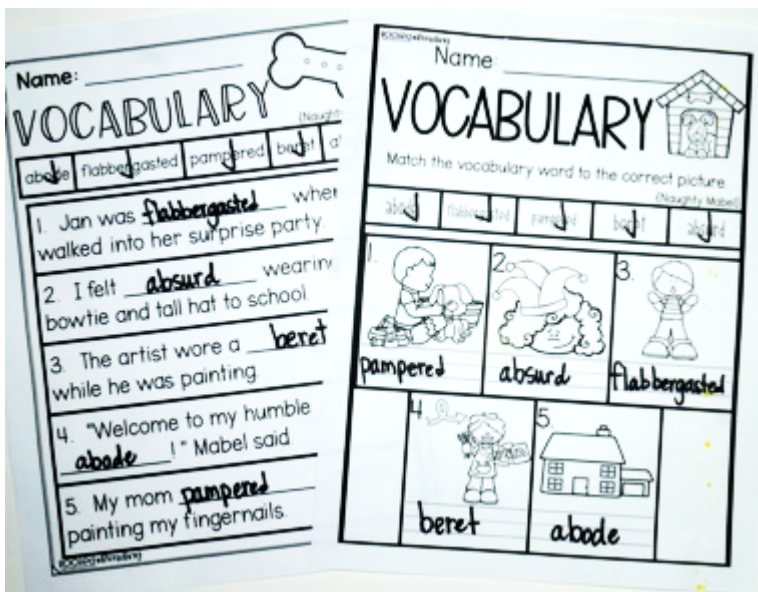


VOCABULARY



Vocabulary Cards can be used to introduce unfamiliar terms in the book. They can be displayed for students to refer to throughout the week.

Vocabulary Prompts are great warm-ups. These helps students to think about and use the new terms. They can be glued into an interactive notebook. You may just want to choose a couple for the week rather than tackling every single one.



















Vocabulary Printables: These can be used as an assessment towards the end of the week OR they can be used throughout the week during the whole group lesson. It may be that you want to complete these together so that your students learn the format.

GRAMMAR

toss 	throw 	hurl 
hop 	jump 	leap 
whisper 	talk 	yell 

Name _____

SYNONYMS

jump 	leap 	step 	drum 
fall 	drop 	push 	shove 
grin 	smile 	sniff 	smell 
laugh 	giggle 	talk 	speak 

NAUGHTY MABEL



pet
take care of

We took Mabel to the spa to be pampered.

Name _____

SHADES OF MEANING

1. drizzle <input type="radio"/> gulp <input checked="" type="radio"/> rain	2. run <input checked="" type="radio"/> sprint <input type="radio"/> swim	3. eat <input checked="" type="radio"/> gobble <input type="radio"/> drink
4. toss <input type="radio"/> drop <input checked="" type="radio"/> throw	5. make <input checked="" type="radio"/> build <input type="radio"/> like	6. crawl <input type="radio"/> doze <input checked="" type="radio"/> creep
7. giggle <input checked="" type="radio"/> laugh <input type="radio"/> hop	8. drop <input type="radio"/> dash <input checked="" type="radio"/> spill	9. love <input type="radio"/> make <input checked="" type="radio"/> adore
10. cry <input checked="" type="radio"/> sob <input type="radio"/> wish	11. walk <input type="radio"/> sing <input checked="" type="radio"/> stroll	12. look <input checked="" type="radio"/> stare <input type="radio"/> get

VERB #1


see

I stared at my sister while she ate my cookie.




PHONICS


-aw



-au




squ




spr


-oy




-oi




str



sh




thr




Tric

Tricky Y.


-y




-y




-ui




-ue




scr



spl



-ew



ruin fruit cruise
suit juice bruise

blew drew stew
brew flew jewel

blue fuel tissue
clue glue rescue

Name: _____ (ou, ow, oo, oi, u)

Name: _____ (-ew, ue, ui words)

Matt is an Artist





Directions: Read the passage. Circle all the -ew/ue/ue family words.

Matt is an artist. He practices drawing every single day! Last week he drew five pictures. He drew a bowl full of fruit. Next he drew a box of tissues. After that he started to draw a witch stirring her big pot of stew, but he scared himself so he moved on to a chest full of blue jewels. After that he drew the family's two rescue animals Kiki that eat and Bruiser the dog. Matt knows that practice is the glue to success!



Write and draw 6 of the -ew/ue/ue words.

Draw what happened in the story.

Directions: Choose one word and write it in a sentence.

Name: _____

Assessment

	_____		_____
	_____		_____
	_____		_____
	_____		_____
	_____		_____

Directions: Choose one word and write it in a sentence.

SPIN AND COLOR

Name: _____

- Color your spinner 3 different colors. Spin.
- Color a word that is in the same word family with this picture.
- Spin until all the boxes are filled.



paw	jaw	draw
crawl	yawn	claw
saw	pawn	dawn
shawl	fawn	bawl

Directions: Choose two words and write them in a sentence.

Name: _____

Rec:

- Wh Fel
- Mn ins
- Bo be
- Pa an

- Don't _____ water in my face!
- Please _____ to the kind of ice cream that you want.
- Marco was able to buy a _____ with his money.
- Darcy dropped the _____ to her milk.

point annoy squirt three
spoil toy straw shrug