

DIGITAL AND PRINTABLE

# READING TOOLKIT

## making predictions and synthesizing

The collage features several educational materials:

- Book Covers:** "Goldy Luck and the Three Pandas" by Trudy Ludwig, "The Invisible Boy" by Patrice Schrek, and "Brontolina" by James H. Johnson.
- Prediction Worksheets:** "I CAN MAKE PREDICTIONS" (multiple versions), "PIXAR PREDICTING" (with a cartoon bird), and "Reflecting on My PREDICTION".
- Synthesis Worksheets:** "I CAN SYNTHESIZE!" (multiple versions) and "SCRUMPTIOUS SUNDAE" (a colorful synthesis activity).
- Other Tools:** A magnifying glass over a prediction, a lightbulb defining prediction, and various colorful cards and markers.

by: Katie King and Amy Lemons

### I CAN MAKE PREDICTIONS

MY PREDICTION: The emu will be funny. -Tom	MY PREDICTION: The emu finds a new home. -Sue	MY PREDICTION: The emu will make new friends. -Raad	MY PREDICTION: The emu will leave the zoo. -Regina
MY PREDICTION: We will learn about emus. -Jaz	MY PREDICTION: Emus will find each other. -Sid	MY PREDICTION: The emu will find a new spot. -Laney	MY PREDICTION: The emu will get sad. -Mark
MY PREDICTION: Someone will visit the zoo. -Roger	MY PREDICTION: The emu will get sad. -Mark	MY PREDICTION: We will laugh at the emu. -Niles	

# READING TOOLKIT

## *This toolkit includes...*

- Making Predictions Chant/Video
- 4 Predictions and Synthesizing Focus Posters
- I Can Make Predictions Digital Anchor Chart
- I Can Synthesize Digital Anchor Chart
- Let's Make Predictions (BME) Digital Anchor Chart
- I Can Predict Anchor Chart
- Predicting Bookmarks
- I Can Synthesize Anchor Chart
- Synthesizing Bookmarks
- Pixar Predicting Activity, Teaching Video, and Directed Drawing
- What Happens Next Interactive Digital Activity (10 slides)
- Judge a Book Interactive Digital Activity (10 slides)
- Reflecting on My Prediction Interactive Digital Activity and Teaching Video
- What Could I Be Interactive Digital Activity (10 slides)
- Please Please the Bees Interactive Digital Activity
- Nonfiction Predictions Interactive Digital Activity with Read Aloud Video
- 4 Level 1 Making Predictions Passages
- 4 Level 2 Making Predictions Passages
- 4 Level 3 Making Predictions Passages
- 10 Exit Tickets for Making Predictions
- 4 Digital and Printable Reading Response Sheets for Making Predictions
- 3 Digital and Printable Reading Response Sheets for Synthesizing
- Synthesizing Sundae Reading Craft
- Predictions Magnifying Glass Reading Craft

# READING TOOLKIT

## *what you need to know...*

This teaching resource is **NOT** a set of lesson plans. This is a set of activities that can be used when you are focusing on Making Predictions and Synthesizing. They can be used throughout a unit of study **OR** they can be used throughout the year as you are reading books in class. We wanted to give you **EVERYTHING** you could ever need for a comprehension skill.

The digital activities come in three formats:

1. PowerPoints are found in the zip file.
2. Google Slide Links are found throughout the PDF.
3. Seesaw Links are found throughout the PDF.

For Google Slides and Seesaw, you simply click and save/assign to your class.

You do **NOT** need specific books to use these resources. They can be used with any text that you have.



# MAKING PREDICTIONS

chant with teaching video



## I CAN PREDICT

T: I can predict.

S: I can predict.

T: Here's how it clicked.

S: Here's how it clicked.

T: Look through the book.

S: Look through the book.

T: Use all those clues.

S: Use all those clues.

T: Yes, make a guess!

S: Yes, make a guess!

T: No need to fuss! Now let's discuss!

S: No need to fuss! Now let's discuss!



# PREDICTIONS & SYNTHESIZING

printable classroom focus posters

## Schema

Our background knowledge is known as our **schema**.

Our **schema** is all the information in our brain. It is made up of the **places** we have been, the **books** we have read, the **people** in our lives, and MUCH MORE!



## Synthesize: Put it all together

### Predicting

BEFORE

Book Cover



Author

DURING



AFTER



Confirm



Adjust

As you read, you **will gather information** and put things together.



## Synthesize: Information



As you get closer to your destination, **things become clearer and clearer**. As you read more of the book, you gain more and more information and **your reading makes sense**.



# I CAN MAKE PREDICTIONS

digital anchor chart

**I CAN MAKE PREDICTIONS**

MY PREDICTION:  
The emu will be funny  
-Tom

MY PREDICTION:  
The emu finds a new home.  
-Sue

MY PREDICTION:  
The emu will make new friends.  
-Raad

MY PREDICTION:  
The emu will leave the zoo  
-Regina

MY PREDICTION:  
We will learn about emus.  
-Jaz

MY PREDICTION:  
Emus will find each other.  
-Sid

MY PREDICTION:  
The emu will find a new spot.  
-Laney

MY PREDICTION:  
Someone will visit the zoo.  
-Roger

MY PREDICTION:  
The emu will get sad.  
-Mark

MY PREDICTION:  
We will laugh at the emu.  
-Niles

a prediction is a guess a reader makes based on clues from the book

**I CAN MAKE PREDICTIONS**

MY PREDICTION: MY PREDICTION: MY PREDICTION: MY PREDICTION: MY PREDICTION:

MY PREDICTION: MY PREDICTION: MY PREDICTION:

MY PREDICTION: MY PREDICTION:

a prediction is a guess a reader makes based on clues from the book

DOODLE IN READING

**I CAN MAKE PREDICTIONS**

MY PREDICTION: MY PREDICTION: MY PREDICTION: MY PREDICTION: MY PREDICTION:

MY PREDICTION: MY PREDICTION: MY PREDICTION:

MY PREDICTION: MY PREDICTION:

a prediction is a guess a reader makes based on clues from the book

DOODLE IN READING

SEESAW, GOOGLE SLIDES, PPT

# I CAN SYNTHESIZE

digital anchor chart

**I CAN SYNTHESIZE**

**AT FIRST I WAS THINKING**      **WHILE I WAS READING, I STARTED TO THINK**      **AFTER READING, I THINK**

<b>I THINK...</b> The boy was invisible	<b>I THINK...</b> The boy was going to school and no one could see him	<b>I THINK...</b> The boy was real, but he was shy.	<b>I THINK...</b> The boy did not have many friends.	<b>I THINK...</b> The boy found new friends that saw him.	<b>I THINK...</b> The boy was a good friend who needed good friends
<b>I THINK...</b> The boy was different.	<b>I THINK...</b> The boy was a ghost.	<b>I THINK...</b> The boy was very quiet.	<b>I THINK...</b> The boy felt invisible.	<b>I THINK...</b> The boy found people like him.	<b>I THINK...</b> The boy felt seen.

DOODLED IN READING

**I CAN SYNTHESIZE**

**AT FIRST I WAS THINKING**      **WHILE I WAS READING, I STARTED TO THINK**      **AFTER READING, I THINK**

**I THINK...**   **I THINK...**      **I THINK...**   **I THINK...**      **I THINK...**   **I THINK...**

**I THINK...**   **I THINK...**      **I THINK...**   **I THINK...**      **I THINK...**   **I THINK...**

**I THINK...**   **I THINK...**      **I THINK...**   **I THINK...**      **I THINK...**   **I THINK...**

**I CAN SYNTHESIZE**

**AT FIRST I WAS THINKING**      **WHILE I WAS READING, I STARTED TO THINK**      **AFTER READING, I THINK**

**I THINK...**   **I THINK...**      **I THINK...**   **I THINK...**      **I THINK...**   **I THINK...**

**I THINK...**   **I THINK...**      **I THINK...**   **I THINK...**      **I THINK...**   **I THINK...**

**I THINK...**   **I THINK...**      **I THINK...**   **I THINK...**      **I THINK...**   **I THINK...**

DOODLED IN READING

SEESAW, GOOGLE SLIDES, PPT



# LET'S MAKE PREDICTIONS

digital anchor chart

**LET'S MAKE PREDICTIONS**  
**AS WE READ**

**B** BEGINNING      **M** MIDDLE      **E** END

MY PREDICTION: The bear doesn't like the bees. -Ricardo	MY PREDICTION: The bear will eat honey. -Suzie	MY PREDICTION: The bees will quit. -Charlie	MY PREDICTION: The bees will not give anymore honey. -Marco	MY PREDICTION: The bear will help the bees. -Lanie	MY PREDICTION: The bear will ask the bees to come back. -Sam
MY PREDICTION: The bear sleeps for the winter. -Paula	MY PREDICTION: The bear fights the bees. -Izzie	MY PREDICTION: The bees will be mad at the bear. -Mazie	MY PREDICTION: The bees will not bring anymore honey. -James	MY PREDICTION: The bear won't eat as much honey. -Laura	MY PREDICTION: The bear will be nicer to the bees. -Wes

POODLE IN DRAGONS

**LET'S MAKE PREDICTIONS**  
**AS WE READ**

**B** BEGINNING      **M** MIDDLE      **E** END

MY PREDICTION:	MY PREDICTION:	MY PREDICTION:	MY PREDICTION:	MY PREDICTION:	MY PREDICTION:
MY PREDICTION:	MY PREDICTION:	MY PREDICTION:	MY PREDICTION:	MY PREDICTION:	MY PREDICTION:

POODLE IN DRAGONS

**LET'S MAKE PREDICTIONS**  
**AS WE READ**

**B** BEGINNING      **M** MIDDLE      **E** END

MY PREDICTION:	MY PREDICTION:	MY PREDICTION:	MY PREDICTION:	MY PREDICTION:	MY PREDICTION:
MY PREDICTION:	MY PREDICTION:	MY PREDICTION:	MY PREDICTION:	MY PREDICTION:	MY PREDICTION:

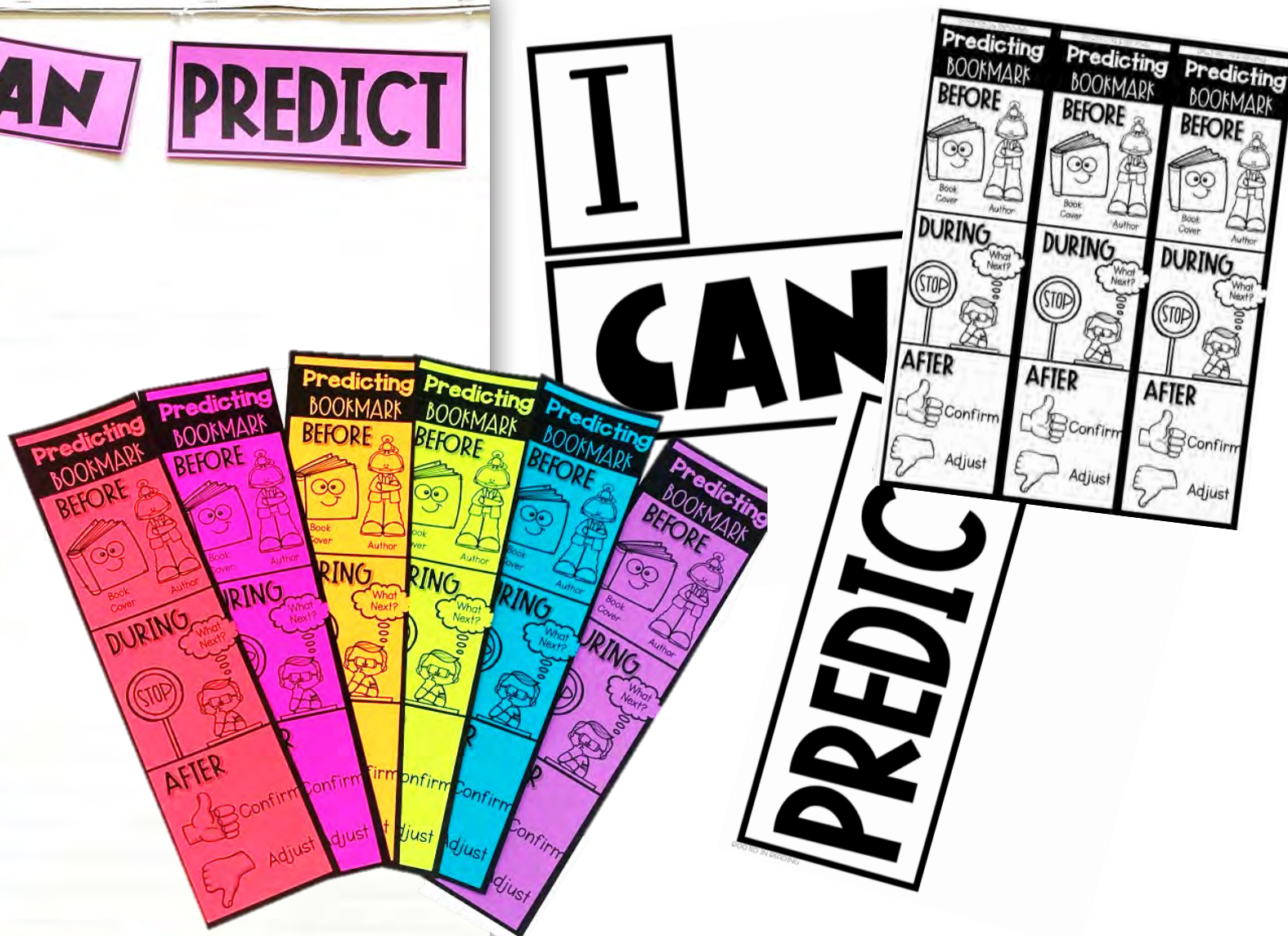
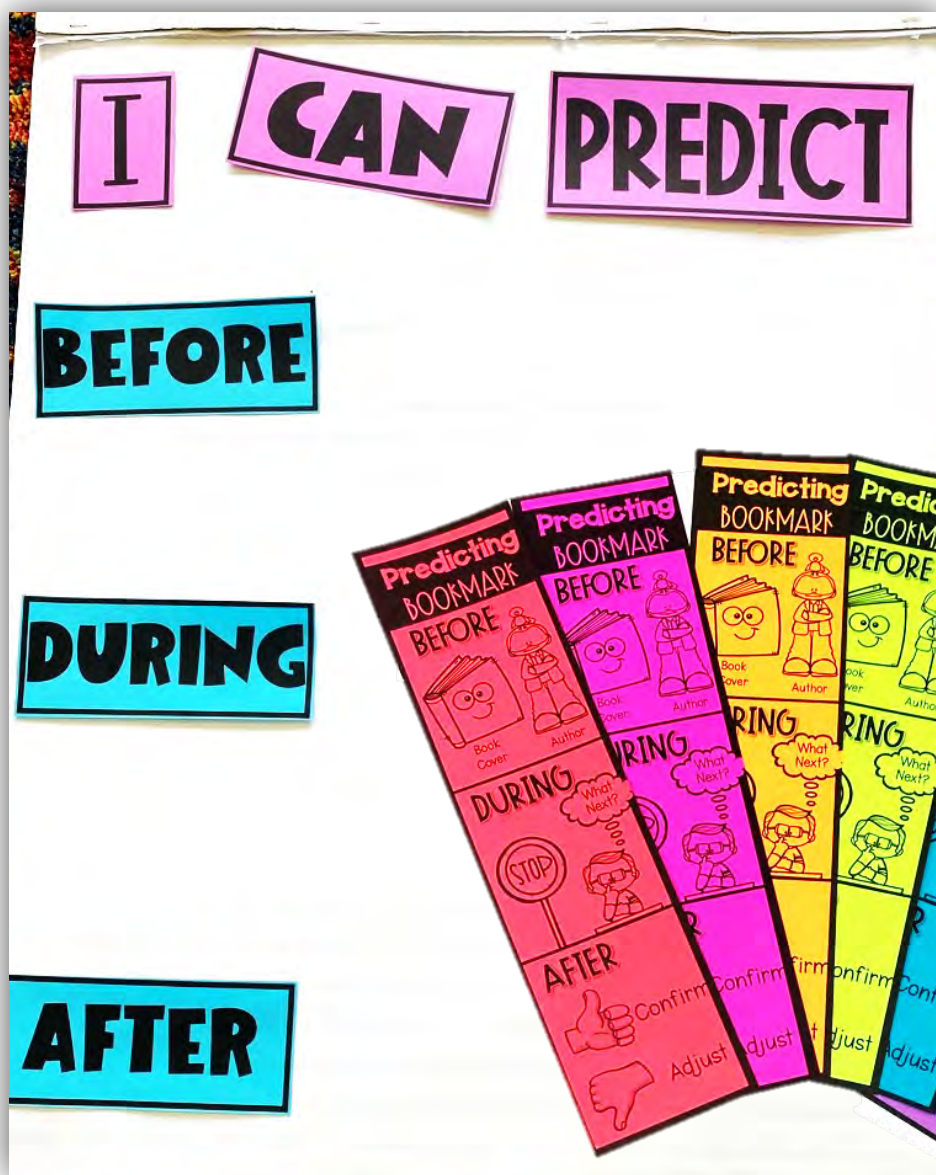
POODLE IN DRAGONS

SEESAW, GOOGLE SLIDES, PPT



# I CAN PREDICT

printable anchor chart and student bookmarks



# I CAN SYNTHESIZE

printable anchor chart and student bookmarks

Synthesize

I  
CAN  
S  
Y  
N  
T  
H  
E  
S  
I  
Z  
E

At first I thought...

My thinking changed when...

In the end I think...

**I synthesize WHEN...**




When readers think as they do this because they get more information the further into the text they get.

It's like when you are on a road trip. As you get closer to your journey's end, you get more information about the destination.




You're here!

**I synthesize WHEN...**



Readers change their thinking as they read. They do this because they get more information the further into the text they get.

It's like when you are on a road trip. As you get closer to your journey's end, you get more information about the destination.




You're here!



# PIXAR PREDICTING

a digital predicting lesson to go with a short film




NAME: \_\_\_\_\_

## PIXAR PREDICTING

Let's predict what will happen next:

In pictures:




In words:  
The birds do not want the big bird to come to them. They will hurt his feelings.

Why? He is different from them. They look scared.

SOCIETY IN PICTURES: \_\_\_\_\_

## PIXAR PREDICTING



Let's predict what will happen next:

In pictures:

Why?

SOCIETY IN PICTURES: \_\_\_\_\_

## PIXAR PREDICTING



After watching the rest of the video:

My prediction was...

I now know:

Why?

Click here to learn how to draw this funny guy!



NAME: \_\_\_\_\_

## PIXAR PREDICTING

Let's predict what will happen next:

In pictures:

In words:

My prediction was...

I now know:






Why?

NAME: \_\_\_\_\_

## PIXAR PREDICTING

Pause the video at the one minute mark.

## DRAW A SILLY BIRD

SEESAW, GOOGLE SLIDES, PPT



# JUDGE A BOOK!

interactive digital activity

The collage displays several digital activity cards for the 'Judge a Book!' interactive activity. Each card includes a book cover, a prediction prompt, and a response area.

- Card 1 (Top Left):** Features the book cover for 'Sunokitty'. The prompt asks to predict what will happen. The response area includes a 'MY PREDICTION:' box and a 'BOOK TEASER:' section with a 'Yes or No' prediction prompt.
- Card 2 (Top Middle):** Features a list of 10 predictions for a book. The predictions are: 1. The animals fight, 2. The lady goes to school when she is old, 3. A worry bothers Ruby, 4. A lady gets attacked by sharks, 5. The unicorn eats all of their food, 6. The people kept falling down, 7. The mean bear tries to eat the rabbits, 8. A man plays in the band, 9. A goat lives in a castle, 10. The cat learns to fight.
- Card 3 (Top Right):** Features the book cover for 'The Unicorn Came to Dinner'. The prompt asks to predict what will happen. The response area includes a 'MY PREDICTION:' box and a 'BOOK TEASER:' section with a 'Yes or No' prediction prompt.
- Card 4 (Middle Left):** Features the book cover for 'Turtle and Tortoise Are NOT Friends'. The prompt asks to predict what will happen. The response area includes a 'MY PREDICTION:' box and a 'BOOK TEASER:' section with a 'Yes or No' prediction prompt.
- Card 5 (Middle Middle):** Features the book cover for 'The Oldest Student'. The prompt asks to predict what will happen. The response area includes a 'MY PREDICTION:' box and a 'BOOK TEASER:' section with a 'Yes or No' prediction prompt.
- Card 6 (Middle Right):** Features the book cover for 'Please Don't Eat Me'. The prompt asks to predict what will happen. The response area includes a 'MY PREDICTION:' box and a 'WHY I THINK THIS:' section.
- Card 7 (Bottom Left):** Features the book cover for 'Turtle and Tortoise Are NOT Friends'. The prompt asks to predict what will happen. The response area includes a 'MY PREDICTION:' box and a 'BOOK TEASER:' section with a 'Yes or No' prediction prompt.
- Card 8 (Bottom Middle):** Features the book cover for 'Ruby Finds a Worry'. The prompt asks to predict what will happen. The response area includes a 'MY PREDICTION:' box and a 'WHY I THINK THIS:' section.
- Card 9 (Bottom Right):** Features the book cover for 'Sunokitty'. The prompt asks to predict what will happen. The response area includes a 'MY PREDICTION:' box and a 'BOOK TEASER:' section with a 'Yes or No' prediction prompt.

Each card also includes a 'Next Book' button with a book icon and a 'Click here to see if you were right!' button with a character icon.

SEESAW, GOOGLE SLIDES, PPT







# WHAT HAPPENS NEXT

interactive digital activity

The image displays ten digital activity cards, each titled "WHAT HAPPENS NEXT?". Each card includes an image, a prompt "Look at the image. Think about what might happen next. Make a prediction.", and a section labeled "MY PREDICTION:". The cards are numbered 1 through 10. Card 5 is shown on a tablet screen. Card 10 includes a list of ten possible outcomes:

- 1. She will check out a book that she finds.
- 2. She will go play outside.
- 3. He will take a bath.
- 4. A bubble will pop on her face!
- 5. He will not jump because he is scared.
- 6. She will crack the egg and stir.
- 7. The squirrel will get a nut.
- 8. He will get on an airplane.
- 9. She will take a nap.
- 10. The kitten will get tangled in the yarn.

The images on the cards include: a person on a ladder, a person in a library, a person washing their face, a dog in a mud puddle, a person with a bubble, a person at an airport, a person with a headache, a kitten with a ball, and a squirrel on a tree.

SEESAW, GOOGLE SLIDES, PPT



# WHAT COULD I BE?

interactive digital activity

**WHAT COULD I BE?**  
Look at the close-up of the photograph. What could it be? Make a prediction.

MY PREDICTION: shark

CONFIRM

**WHAT COULD I BE?**

tiger	x	6	rug	x
snake	x	7	cat	x
plane	✓	8	globe	✓
	✓	9	shark	x
snail	x	10	tree	✓

**WHAT COULD I BE?**  
Look at the close-up of the photograph. What could it be? Make a prediction.

MY PREDICTION:

CONFIRM

**WHAT COULD I BE?**  
Look at the close-up of the photograph. What could it be? Make a prediction.

MY PREDICTION:

CONFIRM

**WHAT COULD I BE?**  
Look at the close-up of the photograph. What could it be? Make a prediction.

MY PREDICTION:

CONFIRM

**WHAT COULD I BE?**  
Look at the close-up of the photograph. What could it be? Make a prediction.

MY PREDICTION:

CONFIRM

**WHAT COULD I BE?**  
Look at the close-up of the photograph. What could it be? Make a prediction.

MY PREDICTION:

CONFIRM

**WHAT COULD I BE?**  
Look at the close-up of the photograph. What could it be? Make a prediction.

MY PREDICTION:

CONFIRM

**WHAT COULD I BE?**  
Look at the close-up of the photograph. What could it be? Make a prediction.

MY PREDICTION:

CONFIRM

**WHAT COULD I BE?**  
Look at the close-up of the photograph. What could it be? Make a prediction.

MY PREDICTION:

CONFIRM

**WHAT COULD I BE?**  
Look at the close-up of the photograph. What could it be? Make a prediction.

MY PREDICTION:

CONFIRM

SEESAW, GOOGLE SLIDES, PPT



# PLEASE PLEASE THE BEES

interactive digital activity

## PLEASE PLEASE THE BEES

### STUDENT DIRECTION

1. Look at the book cover. Type a prediction.

PLEASE PLEASE THE BEES

PREDICTION #1:

type

2. Click to watch the story. Stop at 1:02.

PLEASE PLEASE THE BEES

PREDICTION #2:

type

4. Continue watching the story. Stop at 2:53.

PLEASE PLEASE THE BEES

PREDICTION #3:

type

5. Type a new prediction.

PLEASE PLEASE THE BEES

PREDICTION #4:

type

Look at the cover of this book. What do you predict will happen in this book?



## PLEASE PLEASE THE BEES

Click below to begin watching the video. **Stop at 1:02.** Now, make a new prediction. What will happen next?



PREDICTION #2:

type

## PLEASE PLEASE THE BEES

Continue watching the video. Stop at **2:53**. Now, make a new prediction. What will happen next?



PREDICTION #

type

Did your predictions change throughout the story?

YES NO

MOVE TO COVER YES OR NO

type

EXPLAIN:

type



# NONFICTION PREDICTIONS

interactive digital activity

## MRS. KING READS



### IN THIS BOOK:

Look at all the animals below. All these animals will be negatively impacted with the sea ice melting. Click on the blue button when you are ready to move on.

**ANIMALS**  
that would be negatively impacted if THE SEA ICE MELTED

### I PREDICT...

What animal am I focused on? Gathering more information:

1. type one animal name
2. Type prediction
3. After clicking and reading, type what you think now

### BELUGA WHALE

A white beluga whale is leaping in the Arctic waters.

**VIDEO:** NAT GEO WILD 1:15

### ARCTIC HARE

**VIDEO:** NAT GEO WILD

### RINGED SEAL

**VIDEO:** NAT GEO WILD

### ARCTIC FOX

The fox's white fur acts as wonderful camouflage in the winter months.

**VIDEO:** 3:35

**WHAT THEY EAT:**  
• rodentic • fish  
• birds

**BEHAVIOR:**  
Arctic foxes are built to survive extreme temperatures. Their ears and noses are short so they do not lose too much heat. Female foxes give birth to up to 14 pups each spring.

Return to My Prediction

### POLAR BEAR

A female polar bear and her cub take a look out over the Arctic waters.

**WHAT THEY EAT:**  
• seals  
• bird eggs

**BEHAVIOR:**  
Although polar bears have the advantage of their preference for ice over all else, their survival is based on the ever-changing ice.

Return to My Prediction

### SNOWY OWL

The snowy owl has thick feathers that weigh four pounds. This is much more than most other birds.

**WHAT THEY EAT:**  
• lemmings • rodents  
• small birds • hares  
• squirrels • weasels

**BEHAVIOR:**  
Unlike most other owls, snowy owls will hunt at all times of the day. They are not nocturnal. When snowy owls are not hunting, they are sitting very, very still.

Return to My Prediction

### ARCTIC FOX

The fox's white fur acts as wonderful camouflage in the winter months.

**WHAT THEY EAT:**  
• rodentic • fish  
• birds

**BEHAVIOR:**  
Arctic foxes are built to survive extreme temperatures. Their ears and noses are short so they do not lose too much heat.

Return to My Prediction

### CARIBOU

Caribou travel up to 500 miles each summer to get to their grazing grounds.

**WHAT THEY EAT:**  
• grass • plants

**BEHAVIOR:**  
These large hooved animals are part of the deer family. They can eat up to 12 pounds of food a day. Did you know that both male and female caribou have antlers? The biggest threat to caribou are changes to their habitats.

Return to My Prediction

SEESAW, GOOGLE SLIDES, PPT

# MAKING PREDICTIONS

digital & printable level one reading passages

Name: \_\_\_\_\_ Level 1

## Reading Comprehension

Directions: Read the passage and answer the questions.

Jess ran to the closet to find a mop. She opened the door and what did she see? A big, black spider with 8 legs and sharp teeth.

How do you think Jess feels?

What do you think she did next?

What would you do?

Circle the word **to** Read 3 times: 😊 😊 😊

Name: \_\_\_\_\_

## Reading Comprehension

Directions: Read the passage and answer the questions.

Ben loves soccer. He kicks with his dad every day. Today he had a game. He scored 3 goals. The other team scored.

What does Ben do every day?

How do you think Ben felt?

How do you think the other team felt?

Circle the word **he** Read 3 times: 😊 😊 😊

Name: \_\_\_\_\_ Level 1

## Reading Comprehension

Directions: Read the passage and answer the questions.

The clouds are black and heavy. The wind begins to blow cool air. The animals run to hide. People get scared.

Where is this storm?

What do you think is causing the storm?

What kind of feelings do you think people have?


Circle the word **th** Read 3 times: 😊 😊 😊

Name: \_\_\_\_\_ Level 1

## Reading Comprehension

Directions: Read the passage and answer the questions.

Dolphins live in groups called pods. Dolphins breathe out of a blowhole. Dolphins have over 200 teeth.



What is a group of dolphins called?

What do you think dolphins eat?

What did you learn?


Circle the word **of** Read 3 times: 😊 😊 😊

Name: \_\_\_\_\_ Level 1

## Reading Comprehension

Directions: Read the passage and answer the questions.

Jess ran to the closet to find a mop. She opened the door and what did she see? A big, black spider with 8 legs and sharp teeth!



How do you think Jess feels?  
Jess feels scared because she saw a spider.

What do you think she did next?  
I think Jess ran away!

What would you do?  
I would call my mom to help!

Circle the word **to** Read 3 times: 😊 😊 😊

2 fiction and 2 nonfiction passages

SEESAW, GOOGLE SLIDES, PPT



# MAKING PREDICTIONS

digital & printable level two reading passages

Name: \_\_\_\_\_ Level 2

## Reading Comprehension

Directions: Read the passage and answer the questions.

Bryce and his best friend Koby were playing on the swings at recess. They liked to swing as high as they could and then jump off. They always tried to see who could stick the landing, if you stuck the landing, it meant you didn't move your feet at all.

Koby went first and jumped really far out. When he landed, he wobbled a little and then moved his right foot out to keep from falling. Next Bryce jumped off the swing, but when he landed all he heard was a POP and a sharp pain shot up through his leg.

1. What do you think happened to Bryce?  
I think Bryce broke his ankle because he heard a POP!
2. What do you think the teachers will say?  
I think his teachers will tell him to go to the nurse.
3. Have you ever done something similar? Explain what happened to you.  
Yes! I jumped off the trampoline and hurt my leg!

Circle the word **off**

Name: \_\_\_\_\_ Level 2

## Reading Comprehension

Directions: Read the passage and answer the questions.

Over the summer swam at the pool a lot. He liked to jump off the diving board and see who could stick the landing. One day another girl sat on the side of the pool and she was studying how to do a Jamaica flip over and over. Bryce looked at her and gave her a thumbs up. The girl's name is Maria and I want to learn how to do it.

1. What is Jamaica's favorite color?  
\_\_\_\_\_
2. How did she know that Maria was a girl?  
\_\_\_\_\_
3. What do you think will happen if Bryce tries to do a Jamaica flip?  
\_\_\_\_\_

Circle the word **how** Read 2 times: 😊 😊

Name: \_\_\_\_\_ Level 2

## Reading Comprehension

Directions: Read the passage and answer the questions.

This is a fiddle leaf fig. It is a very popular house plant, but some people don't realize it is really a tropical plant. It has large, heart-shaped leaves and lots of sunlight. "Fiddle" lets you know it is very particular about soil and being near water. Fiddle leaf figs can grow to be 6 feet tall and sprout new leaves every year. When they are happy, their leaves wobble and fall off.

1. How tall can a fiddle leaf fig grow?  
\_\_\_\_\_
2. How do you know when a fiddle leaf fig is happy?  
\_\_\_\_\_
3. If you were to get a fiddle leaf fig, what would you predict would happen?  
\_\_\_\_\_


Circle the word **ai**

Name: \_\_\_\_\_ Level 2

## Reading Comprehension

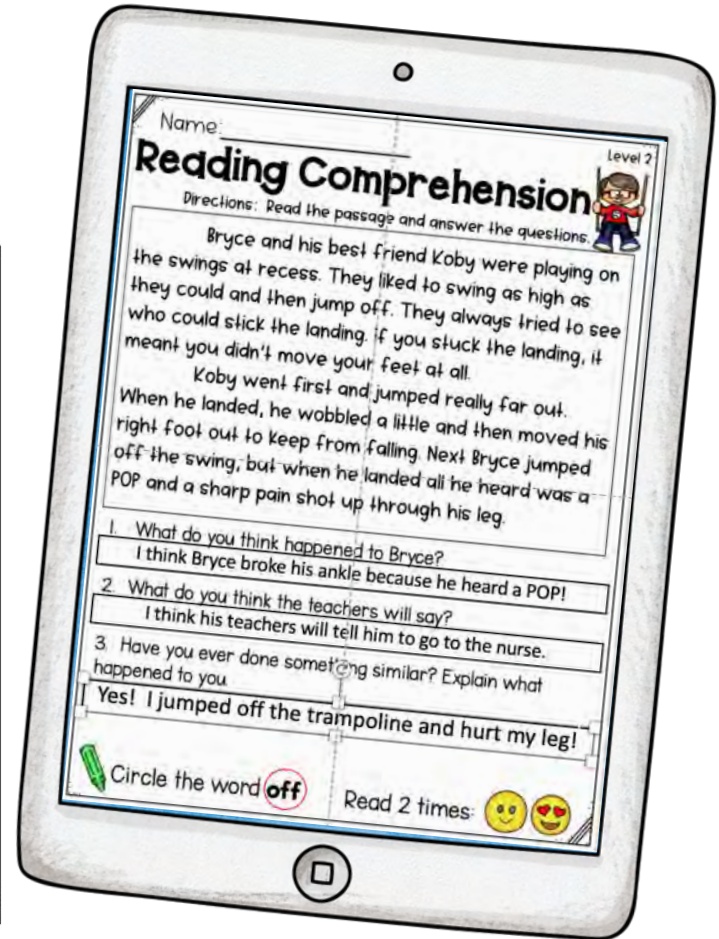
Directions: Read the passage and answer the questions.

Seagulls are birds that live along the coast near water. They have white and gray feathers and a beak that is a little curved. They are one of the few animals that are able to drink salt water and it won't hurt them. They are very smart birds. They will use bits of food to attract fish and then eat the fish. They also make noises on the ground with their feet to trick earthworms into thinking it is raining. They will then gobble up the worms! Despite these hunting skills, they still prefer human food the most!



1. How are seagulls different than most animals?  
\_\_\_\_\_
2. What is one way seagulls trick their prey?  
\_\_\_\_\_
3. What do you predict would happen if you have a sandwich on the beach? Why do you think this?  
\_\_\_\_\_

Circle the word **water** Read 2 times: 😊 😊



2 fiction and 2 nonfiction passages

SEESAW, GOOGLE SLIDES, PPT

# MAKING PREDICTIONS

## digital & printable level three reading passages

Name: \_\_\_\_\_ Level 3

### Reading Comprehension

Directions: Read the passage and answer the questions.

The kids on Jefferson Lane really wanted a treehouse.

The Kellys agreed to let the kids side yard. They got permission to Guerrero's garage. Now all they had actually *build* a treehouse.

Kasey looked on the ink article. Josie started drawing what he knew just what to do. He texted her on a favor that Uncle Sam owed him. He started grinning. The kid came up to the Kelly's house with a truck time to shut his truck door before front of Uncle Sam's face. When mind, his eyes got really big and he

Name: \_\_\_\_\_

### Reading Com

Directions: Read the passage

Jacob's grandmother had a few rules about the living room. The volume on the television reasonable level, Grandma does and last but most important, NO mean to forget the most important. He and his cousin came inside for session on the trampoline and with Hawaiian punch into two tall glasses each one. Both Janiah and Jacob slurp down their refreshing drink seemed to be calling their names sitting on the couch because he that his older brother had going realize what he was doing either jumped into Jacob's lap!

1. What is your prediction for what \_\_\_\_\_

2. What comes to save the day? \_\_\_\_\_

3. What do you predict happens with them? \_\_\_\_\_

DO NOT WRITE IN THESE SPACES

Name: \_\_\_\_\_ Level 3

### Reading Comprehension

Directions: Read the passage and answer the questions.


Did you know that you can make your own ice cream at home with just a few supplies? There are several different ways to do this, but let's learn one heavy cream, one cup of half a teaspoon of vanilla extract it squish it together until the ice cubes and ½ cup of salt important because it lowers temperature of the ice. This step because dairy has a low temperature. After that, put bag with the ice cream inside ice and seal the outside bag. mixture freezes. It usually takes five and seven minutes.

Name: \_\_\_\_\_ Level 3

### Reading Comprehension

Directions: Read the passage and answer the questions.

Hurricane season is from June 1st to November 30th each year. A hurricane is formed in the Caribbean or Atlantic Oceans. When warm moist air starts to rise over tropical waters it is replaced by cooler air. As the cooler air begins to get warm, it will rise as well. This begins a cycle that will build a strong storm front. These storm clouds will begin to rotate with the earth. When the rotating winds reach 74 miles per hour, it is officially a category one hurricane. If the winds continue to increase, it will move up a scale from 2-5. A category five hurricane has winds of 157 miles or higher. The center of the storm is called the "eye". Meteorologists try to predict where the hurricanes will impact the most by drawing a cone of where they think the storm will hit. This allows people to prepare their homes or plan to evacuate if they need to.



1. List the ingredients needed for \_\_\_\_\_

2. Can you predict what would happen if \_\_\_\_\_

1. What did you learn about hurricanes? \_\_\_\_\_

2. How do meteorologists help people by making predictions? \_\_\_\_\_

DO NOT WRITE IN THESE SPACES

Name: \_\_\_\_\_ Level 3

### Reading Comprehension

Directions: Read the passage and answer the questions.

Jacob's grandmother had a few rules about the living room. The volume on the television needed to be kept at a reasonable level, Grandma does not like her pillows on the floor, and last but most important, NO juice on the couch. Jacob didn't mean to forget the most important rule, it just kind of happened. He and his cousin came inside from a sweaty thirty-minute jump session on the trampoline and were quite thirsty. Janiah poured Hawaiian punch into two tall glasses and added a few ice cubes to each one. Both Janiah and Jacob sat down at the kitchen table to slurp down their refreshing drinks, but the tv in the next room seemed to be calling their names. Jacob didn't even realize he was sitting on the couch because he was so into the Minecraft action that his older brother had going on. Jerky, the family dog didn't realize what he was doing either as he bounded into the room and jumped into Jacob's lap!

1. What is your prediction for what happened next? \_\_\_\_\_

Jerky made the cups fall and spilled their fruit punch all over the couches and floor! They are going to get in trouble for taking their drinks into the living room and drinking them on the couch! Uh-oh!

2. Make a connection to your own life when you messed up like Jacob.

My mom does not let me have gum in the house. One time I was chewing it. It fell out and got stuck to the carpet! We had to cut the carpet!

2 fiction and 2 nonfiction passages

SEESAW, GOOGLE SLIDES, PPT



# MAKING PREDICTIONS

digital & printable reading exit tickets



SEESAW, GOOGLE SLIDES, PPT

# I CAN MAKE PREDICTIONS

digital & printable reading response sheet


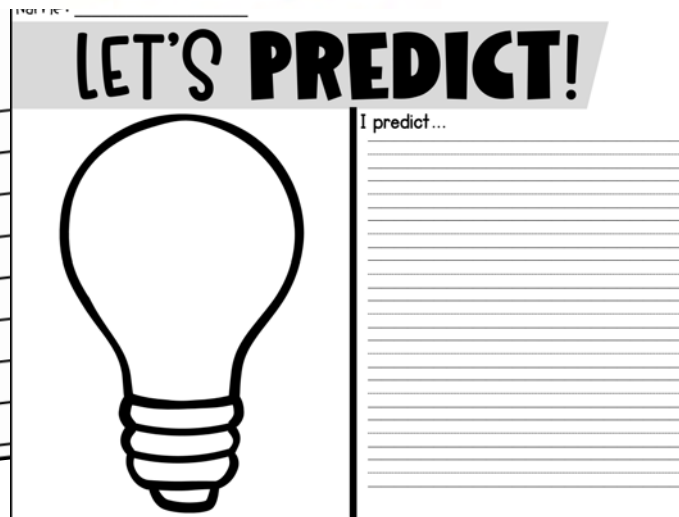


SEESAW, GOOGLE SLIDES, PPT



# LET'S PREDICT

digital & printable reading response sheet



SEESAW, GOOGLE SLIDES, PPT


# PREDICT AND CONFIRM

digital & printable reading response sheet





Name: \_\_\_\_\_

## PREDICT & CONFIRM

MY PREDICTION:	TEXT EVIDENCE:	CONFIRM PREDICTIONS:
Brontorina will get kicked out of dance school because she is too big.	She almost got kicked out, but they found a bigger dance studio so she could stay.	 

Name: \_\_\_\_\_

## PREDICT & CONFIRM

MY PREDICTION:	TEXT EVIDENCE:	CONFIRM PREDICTIONS:
Brontorina will get kicked out of dance school because she is too big.	She almost got kicked out, but they found a bigger dance studio so she could stay.	 



Name: \_\_\_\_\_

## PREDICT & CONFIRM

MY PREDICTION:	TEXT EVIDENCE:	CONFIRM PREDICTIONS:
		 

Name: \_\_\_\_\_

## PREDICT & CONFIRM

MY PREDICTION:	TEXT EVIDENCE:	CONFIRM PREDICTIONS:
		 

SEESAW, GOOGLE SLIDES, PPT



# PREDICTION MAGNIFYING GLASS

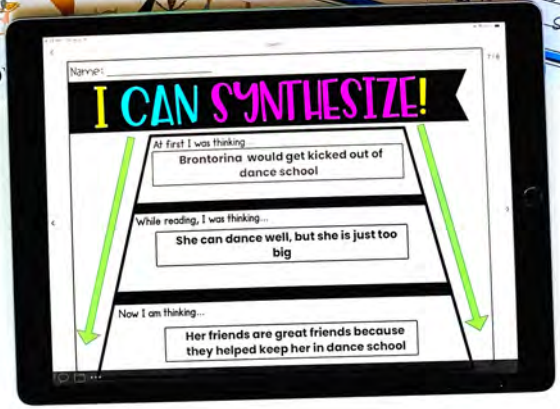
digital & printable reading response sheet



SEESAW, GOOGLE SLIDES, PPT

# I CAN SYNTHESIZE

digital & printable reading response sheet

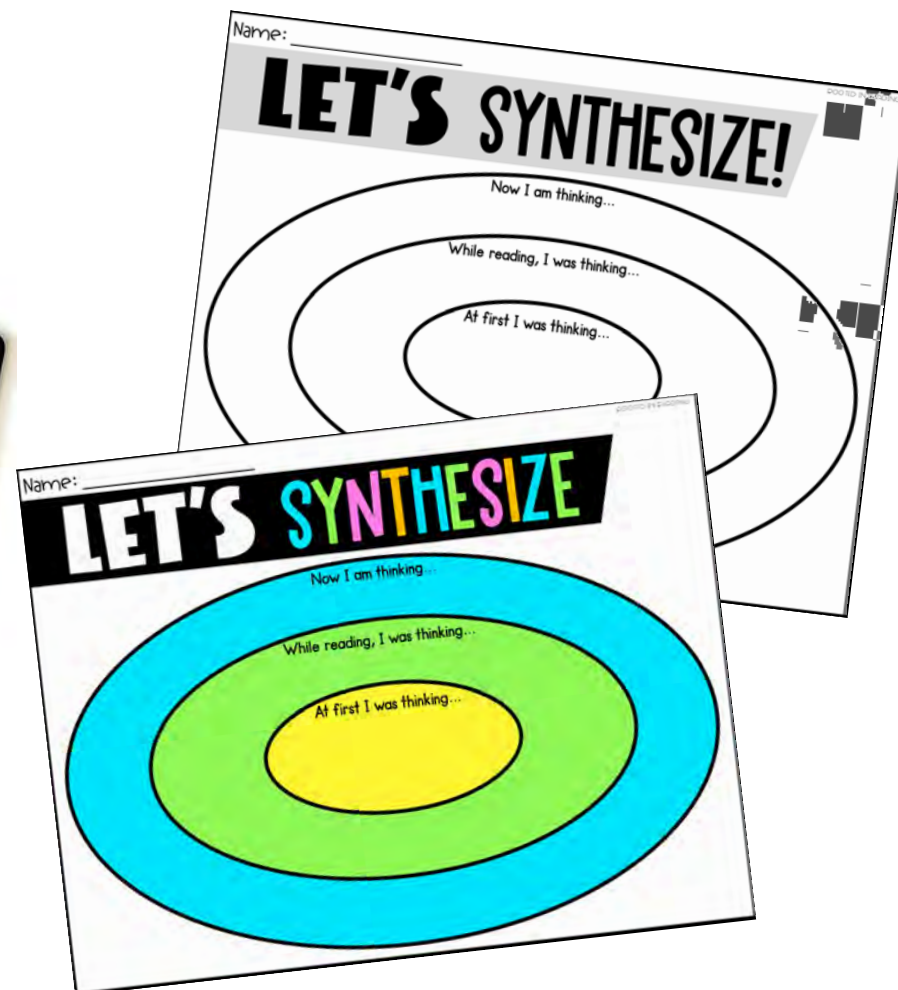
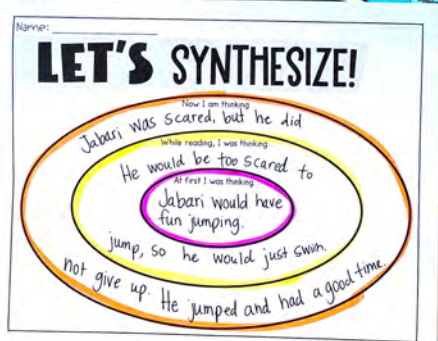


SEESAW, GOOGLE SLIDES, PPT



# LET'S SYNTHESIZE





digital & printable reading response sheet



SEESAW, GOOGLE SLIDES, PPT

# SYNTHESIZING SUNDAE

digital & printable reading response sheet

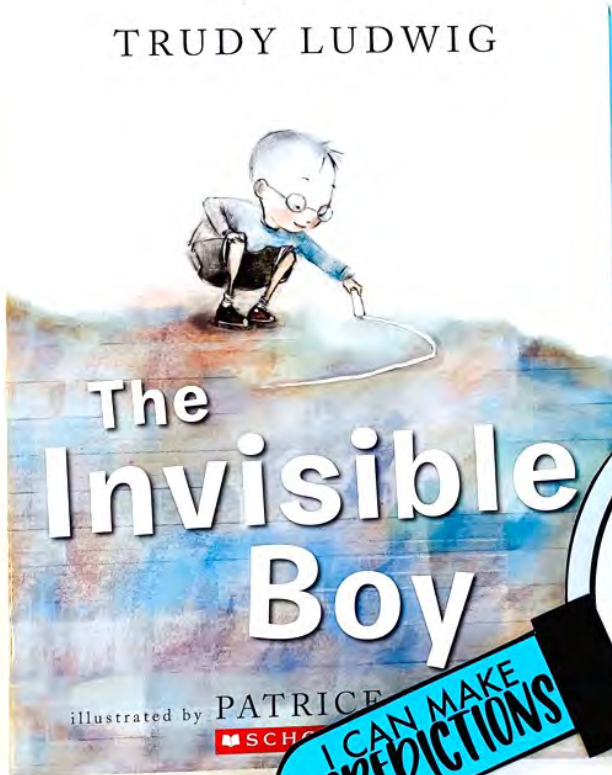


SEESAW, GOOGLE SLIDES, PPT



# I CAN MAKE PREDICTIONS

reading response craft



SEESAW, GOOGLE SLIDES, PPT