

DIGITAL AND PRINTABLE

NOVEMBER

directed drawings

BY: AMY LEMONS



LET'S GO
TEAM!

My favorite football team is the one I play on! We are the Bears. I play wide receiver. I love catching the ball.

**HAPPY
THANKSGIVING**

For Thanksgiving my family starts the day watching the parade on TV. Then we play a game of family football before lunch!

THANKFUL FOR
OUR HEROES

Veteran's Day celebrates anyone who has served in our armed forces. I am thankful that they protected our Country.

MY SPUNKY
SCARECROW

My scarecrow is silly. Her name is Silly Sally. Sally stands all day outside and scares the crows away by telling silly, scary jokes!



CLICK AND ASSIGN ON SEESAW



AL Amy Lemons




Assign

Student Instructions

Draw a Turkey

1. Follow the instructions to draw and color a turkey
2. Write about Thanksgiving. You can write a Thanksgiving note to someone. You can write what you do for the holiday.

Students will edit this template



Compatible with: Chromebooks, computers, iPads, iPhones, Android tablets, Android phones, Kindle Fire



CLICK AND ASSIGN ON


GOOGLE

let's draw a
CORNUCOPIA




Cornucopia

let's draw a
FOOTBALL FRIEND




Football Friend

let's draw a
FOOTBALL KID




Football Kid

let's draw a
PIE




Pie

let's draw a
SCARECROW




Scarecrow

let's draw a
TURKEY



Turkey

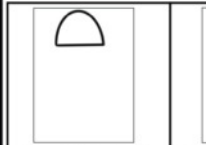
let's draw a
VETERAN



Veteran

FOOTBALL FRIEND

©2014 CREATIVEMOMENTS.COM



Draw a half circle at the top of the paper to make the hat.

Draw off




Draw two curved lines coming down from the hat to make the football. Connect at a point.

Draw



Draw

let's draw a FOOTBALL FRIEND




I CAN TACKLE MY GOALS!!!

I CAN TACKLE MY GOALS!!!

I CAN TACKLE MY GOALS!!!

LET'S DRAW A FOOTBALL FRIEND

Students draw a picture of a football friend.



Students pair with a writing about a goal they have. Students write the goal and how they can accomplish that goal.

©2014 CREATIVEMOMENTS.COM

EACH DRAWING COMES WITH DIRECTIONS, DRAWING SHEETS, WRITING PAGES, AND DIGITAL VERSIONS ON PPT, GOOGLE SLIDES, & SEESAW

SCARECROW



Draw a squiggly line in the center of the page.

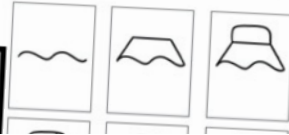


Decorate the hat with a flower, patches, and a band.



MY SPUNKY SCARECROW

let's draw a SCARECROW



MY SPUNKY SCARECROW

LET'S DRAW A SCARECROW

Students draw a picture of a scarecrow.



Students pair their drawing with a writing about their scarecrow. They can describe their scarecrow.

MY SPUNKY SCARECROW

EACH DRAWING COMES WITH DIRECTIONS, DRAWING SHEETS, WRITING PAGES, AND DIGITAL VERSIONS ON PPT, GOOGLE SLIDES, & SEESAW

PIE

© 2014 TPT WONDERS



Begin drawing the pie dish. Draw trapezoid but don't connect it at the



Continue drawing the pie crust. Co both ends.



Draw the details of the pie



my favorite TRADITIONS

Lined writing area for students to describe their favorite holiday traditions.

let's draw a PIE



PLENTY OF PIE

Lined writing area for students to describe their pie.

PLENTY OF PIE

Lined writing area for students to describe their pie.

LET'S DRAW A PIE

Students draw a picture of a pie. Students can write about their favorite pie. Students can write about their favorite holiday traditions. You might even do a pie taste test and let students describe the pie they tasted!



EACH DRAWING COMES WITH DIRECTIONS, DRAWING SHEETS, WRITING PAGES, AND DIGITAL VERSIONS ON PPT, GOOGLE SLIDES, & SEESAW

TURKEY


©2014 TPT WONDERS



Draw a circle for the head in the center of the paper.



Draw the feet underneath the



Begin drawing the feathers



©2014 TPT WONDERS


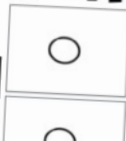
LET'S DRAW A TURKEY

Students draw a picture of a turkey. Students write about Thanksgiving traditions, their favorite part of Thanksgiving, their favorite foods, etc. This can also be paired with a turkey book.



©2014 TPT WONDERS

let's draw a TURKEY



HAPPY THANKSGIVING

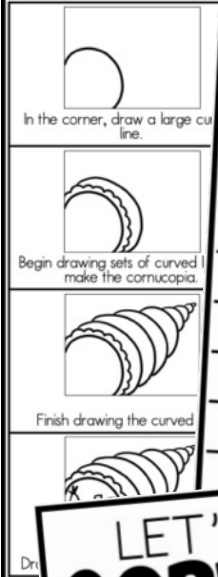
HAPPY THANKSGIVING

HAPPY THANKSGIVING

EACH DRAWING COMES WITH DIRECTIONS, DRAWING SHEETS, WRITING PAGES, AND DIGITAL VERSIONS ON PPT, GOOGLE SLIDES, & SEESAW

CORNUCOPIA

BY: GEM VINCIGUAS



In the corner, draw a large curved line.

Begin drawing sets of curved lines to make the cornucopia.

Finish drawing the curved lines.

let's draw a CORNUCOPIA




A CORNUCOPIA OF GRATITUDE

A CORNUCOPIA OF GRATITUDE

LET'S DRAW A CORNUCOPIA

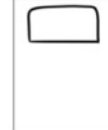
Students draw a picture of a cornucopia. Students pair this with their gratitude writing. Students write what they are thankful for.

A CORNUCOPIA OF GRATITUDE

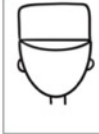


EACH DRAWING COMES WITH DIRECTIONS, DRAWING SHEETS, WRITING PAGES, AND DIGITAL VERSIONS ON PPT, GOOGLE SLIDES, & SEESAW

VETERAN



Begin drawing the hat.
This is a rectangle at the
top of the page.



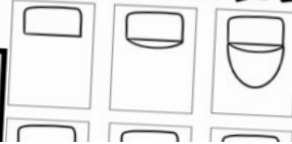
Draw the ears and the
neck.



Dr

THANKFUL FOR OUR HEROES

let's draw
VETERAN



THANKFUL FOR OUR HEROES

LET'S DRAW A VETERAN

Students draw a
picture of a
veteran.



Students pair this with
a writing that shares
how we are thankful
for our veterans.



THANKFUL FOR OUR HEROES

EACH DRAWING COMES
WITH DIRECTIONS,
DRAWING SHEETS, WRITING
PAGES, AND DIGITAL
VERSIONS ON PPT,
GOOGLE SLIDES, & SEESAW

FOOTBALL KID


©2015 GEM WILKINS



Draw a curved line going across page.



Draw the laces and the curve on the ends.



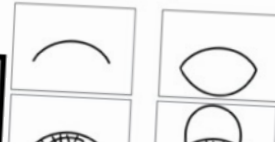
Draw 2 small upside down make the hands holding the f



LET'S GO TEAM!

Lined writing area for the 'LET'S GO TEAM!' activity.

let's draw a FOOTBALL KID



LET'S GO TEAM!

Lined writing area for the 'LET'S GO TEAM!' activity.

LET'S DRAW A FOOTBALL KID

Students draw a picture of a football kid. This can be themselves holding a football!



Students pair this drawing with a writing about teamwork. They can write about the importance of working together. They can write about their favorite team. They can write about an experience they've had on a team.

©2015 GEM WILKINS

LET'S GO TEAM!

Lined writing area for the 'LET'S GO TEAM!' activity.

EACH DRAWING COMES WITH DIRECTIONS, DRAWING SHEETS, WRITING PAGES, AND DIGITAL VERSIONS ON PPT, GOOGLE SLIDES, & SEESAW