

GRAMMAR

40 DIGITAL ACTIVITIES

THE
BUNDLE
by Amy Lemons

WHAT IS A NOUN?
Read the sentence. Underline the name of a person, place, or thing. Write the words that do not have names and a real object.

orange, tiger, striped, ferocious, large

SORT + SEARCH
Read the sentence. Sort the words by the category. Find the words that have a work.

live in Dallas, Texas. Will you hand me a jet? My friend eats insects.

AWESOME ADJECTIVES
Type four adjectives to describe the animal.

orange, striped, large, ferocious

CORRECT OR NOT?
Read the sentence. Circle the correct word. Write the word in the box.

The pillow is soft. I ate a sandwich for lunch. Quick! That hurt!

I ate a sandwich for lunch.

LET'S
Read the sentence. Write a sentence to cover when a capital should be used.

live in Dallas, Texas. Will you hand me a jet? My friend eats insects.

SINGULAR & PLURAL
Make these irregular nouns plural by adding one's to the end. Type the plural word.

cab, cans, bag, dogs

COLORFUL CONJUNCTIONS
Read the sentence. Circle the conjunction. Write the word in the box.

was, not

WHICH PRONOUN?
Read the sentence. Circle the pronoun. Write the word in the box.

Can you show Carlos where to go?

him, she, her, us

RING THE ADVERB
Read the sentence. Circle the adverb. Write the word in the box.

Victor played outside. We played outside for recess.

COMMAS IN A SERIES
Read the sentence. Circle the words to be separated by commas. Write the words in the box.

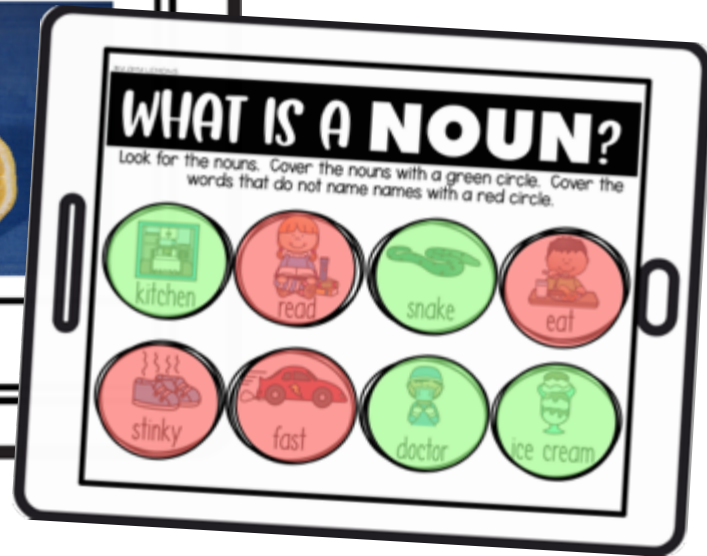
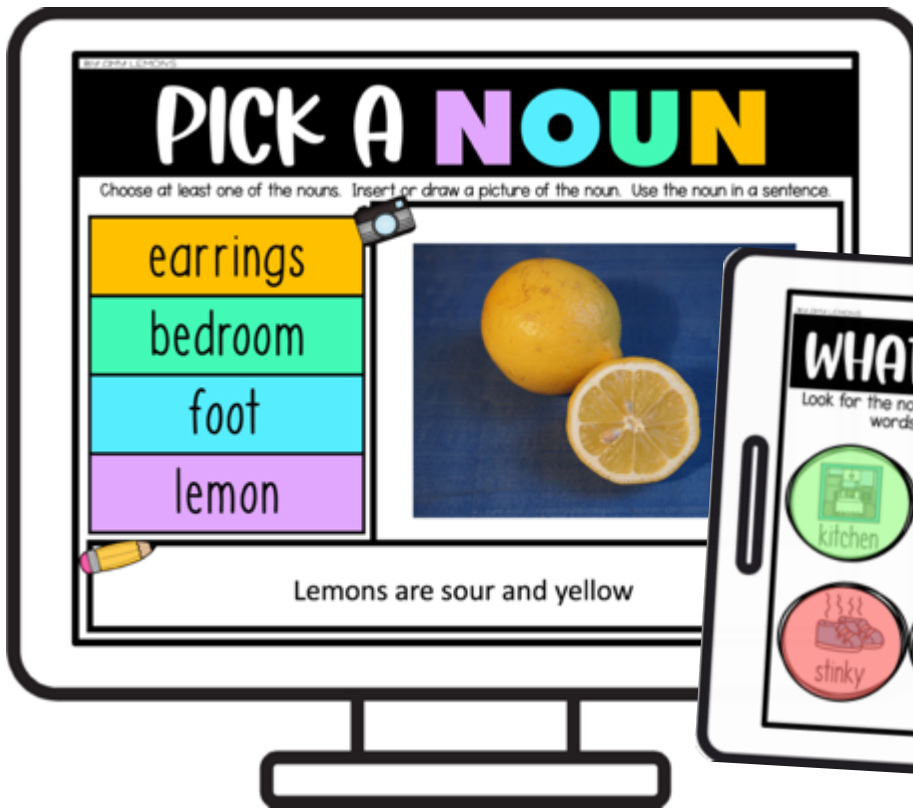
My friend is Amira. She is thoughtful, caring, and kind.

SEESAW™, GOOGLE SLIDES™, POWERPOINT™

NOUNS

DIGITAL ACTIVITIES

BY *Amy Lemons*



WHAT IS A NOUN?

Look for the nouns. Cover the nouns with a green circle. Cover the words that do not name names with a red circle.



muddy

judge

Ludno

WHAT IS A NOUN?

Look for the nouns. Cover the nouns with a green circle. Cover the words that do not name names with a red circle.



arp

squirt

reporter

WHAT IS A NOUN?

Look for the nouns. Cover the nouns with a green circle. Cover the words that do not name names with a red circle.



read

snake

eat

WHAT IS A NOUN?

A noun is a word that names a person, place, or thing.

NOUN

NOT A NOUN



doghouse



WHAT IS A NOUN?

Type three nouns that name a person.

1

dentist

president

babysitter

WHAT IS A NOUN?

A noun is a word that names a person, place, or thing.



astronaut

library



hamburger

WHAT IS A NOUN?

Look for the nouns. Cover the nouns with a green circle. Cover the words that do not name names with a red circle.



plane

read

zoo

catch

play

sick

WHAT IS A NOUN?

Cover the nouns with a green circle. Cover the words that do not name names with a red circle.



look

bake

yogurt

squeeze

hug

carwash

WHAT IS A NOUN?

Type three nouns that name a place.



bank

1

type

2

type

3

type

Type three nouns that name a thing.



banana

1

type

2

type

3

type

PICK A NOUN

Read the sentence. Pick out the noun. Cover the noun with a rectangle. Do this for each sentence.

1. I need new glasses.
2. My gloves do not fit anymore.

PICK A NOUN

Read the sentence. Pick out the noun. Cover the noun with a rectangle. Do this for each sentence.

1. The artist is talented.
2. We watched the swan swim.

PICK A NOUN

Read the sentence. Pick out the noun. Cover the noun with a rectangle. Do this for each sentence.

1. The telephone rang.
2. He visited the museum.
3. He went through the tunnel.

PICK A NOUN

Read the sentence. Pick out the noun. Cover the noun with a rectangle. Do this for each sentence.

1. We saw a turtle last night.
2. Where is my blue toothbrush?
3. Which is yummy!

PICK A NOUN

Read the sentence. Pick out the noun. Cover the noun with a rectangle. Do this for each sentence.

1. The alligator was green and quick.
2. Which way is the lodge?
3. My brother is 3 years old.

MOVE THE RECTANGLES TO COVER THE NOUNS.

PICK A NOUN

Choose at least one of the nouns. Insert or draw a picture of the noun. Use the noun in a sentence.

earrings
bedroom
foot
lemon



Lemons are sour and yellow

PICK A NOUN

Choose at least one of the nouns. Insert or draw a picture of the noun. Use the noun in a sentence.

dentist
lightbulb
farm
boat

type here

PICK A NOUN

Read the sentence. Pick out the noun. Cover the noun with a rectangle. Do this for each sentence.

1. We saw a turtle last night.
2. Where is my blue toothbrush?
3. Which is yummy!

PICK A NOUN

Read the sentence. Pick out the noun. Cover the noun with a rectangle. Do this for each sentence.

1. The artist is talented.
2. We watched the swan swim.
3. My teacher is smart.

MOVE THE RECTANGLES TO COVER THE NOUNS.

PICK A NOUN

Read the sentence. Pick out the noun. Cover the noun with a rectangle. Do this for each sentence.

1. I need new glasses.
2. My gloves do not fit anymore.
3. The girl is quiet and calm.

MOVE THE RECTANGLES TO COVER THE NOUNS.

PICTURE IT!

Look at the picture. Find nouns that name a person, place, and thing. Type those nouns in the boxes.



type

PICTURE IT!

Look at the picture. Find nouns that name a person, place, and thing. Type those nouns in the boxes.



type

PICTURE IT!

Look at the picture. Find nouns that name a person, place, and thing. Type those nouns in the boxes.



type

type

PICTURE IT!

Look at the picture. Find nouns that name a person, place, and thing. Type those nouns in the boxes.



type

type

type

PICTURE IT!

Look at the picture. Find nouns that name a person, place, and thing. Type those nouns in the boxes.



friends

park

slide

PICTURE IT!

Look at the picture. Find nouns that name a person, place, and thing. Type those nouns in the boxes.



type

type

type

PICTURE IT!

Look at the picture. Find nouns that name a person, place, and thing. Type those nouns in the boxes.



type

type

type

PICTURE IT!

Look at the picture. Find nouns that name a person, place, and thing. Type those nouns in the boxes.



type

type

type

PICTURE IT!

Look at the picture. Find nouns that name a person, place, and thing. Type those nouns in the boxes.



type

type

type

SEARCH & SORT

Drag the words at the bottom to the correct category.

PERSON 	PLACE 	THING 

SEARCH & SORT

Drag the words at the bottom to the correct category.

NOUNS	NOT NOUNS

SEARCH & SORT

Drag the words at the bottom to the correct category.

NOUNS	NOT NOUNS
man	pretty
fish	hot
library	tall
	sleep
	run

SEARCH & SORT

Search for the nouns. Drag the checkmark to cover the nouns when you find them. Drag the X to cover the words that are not nouns.

sky	father ✓	walk
before	beach ✓	superhero ✓
swimmer	shirt ✓	smooth

SEARCH & SORT

Search for the nouns. Drag the checkmark to cover the nouns when you find them. Drag the X to cover the words that are not nouns.

firefighter	animal	funny
for	guitar	like
potato	tall	jacket
calm	shoe	lovely

SEARCH & SORT



Drag the words at the bottom to the correct category.

PERSON 	PLACE 	THING 

ocean whale nurse office
lion mall principal lawyer

SEARCH & SORT

Drag the words at the bottom to the correct category.

PERSON 	PLACE 	THING 
child	park	boat
boy	store	chair
sister	school	cake
		rabbit

SEARCH & SORT

Drag the words at the bottom to the correct category.

NOUNS	NOT NOUNS

surfer brave beach
quiet big island

Search for the nouns. Drag the checkmark to cover the nouns when you find them. Drag the X to cover the words that are not nouns.

X	✓
--------------	---

tent	sugar	red
two	lonely	monkey
lizard	wet	help
old	van	girl

Search for the nouns. Drag the checkmark to cover the nouns when you find them. Drag the X to cover the words that are not nouns.

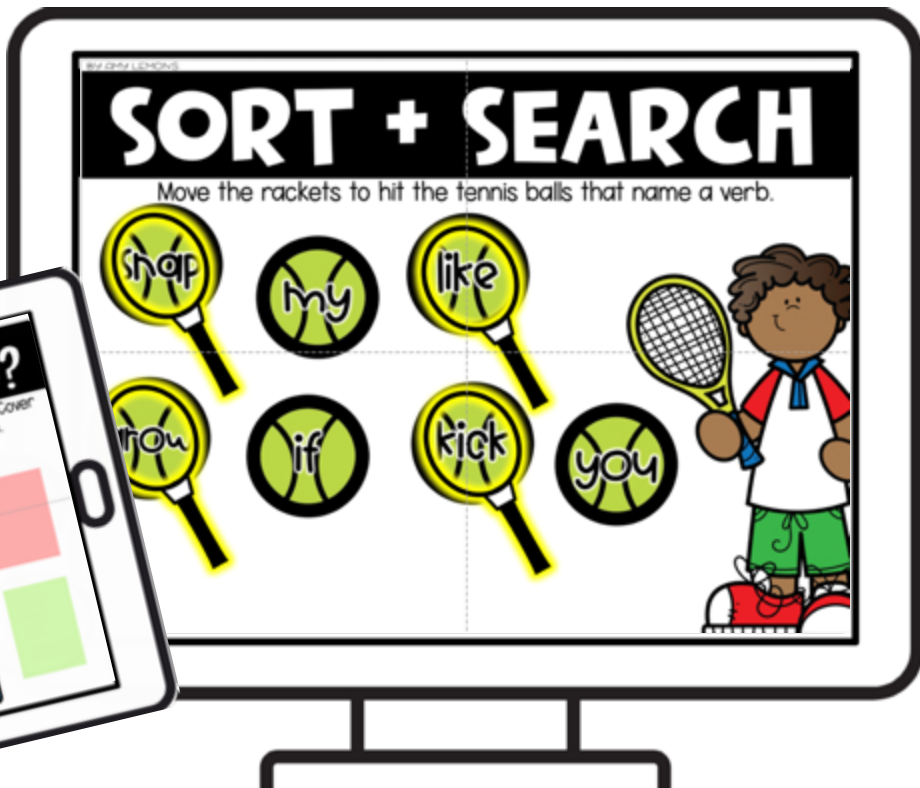
X	✓
--------------	---

have	friend	spoon
crayon	very	cafeteria
off	restaurant	find
helmet	sweet	throw

VERBS

DIGITAL ACTIVITIES

BY *Amy Lemons*



SEESAW™, GOOGLE SLIDES™, POWERPOINT™

WHAT IS A VERB?

Look for the verbs. Cover the verbs with a green rectangle. Cover the words that do not name verbs with a red rectangle.



WHAT IS A VERB?

Look for the verbs. Cover the verbs with a green rectangle. Cover the words that do not name verbs with a red rectangle.



WHAT IS A VERB?

Look for the verbs. Cover the verbs with a green rectangle. Cover the words that do not name verbs with a red rectangle.



WHAT IS A VERB?

Look for the verbs. Cover the verbs with a green rectangle. Cover the words that do not name verbs with a red rectangle.



WHAT IS A VERB?

A verb can name an action.

VERB

NOT A VERB



sweep

WHAT IS A VERB?

A verb can name an action.

read



open



drive

WHAT IS A VERB?

Look for the verbs. Cover the verbs with a green rectangle. Cover the words that do not name verbs with a red rectangle.



WHAT IS A VERB?

Name three actions that you might find at the playground.

- 1
- 2
- 3

Name three actions that you might find at the beach.

- 1
- 2
- 3

float

Name three actions that you might find in the classroom.

- 1
- 2
- 3

write

VISUALIZING VERBS

Choose of least one of the verbs. Insert or draw a picture of the verb. Use the verb in a sentence.

- yell
- float
- chase

VISUALIZING VERBS

Choose of least one of the verbs. Insert or draw a picture of the verb. Use the verb in a sentence.

- slither
- smile

VISUALIZING VERBS

Choose of least one of the verbs. Insert or draw a picture of the verb. Use the verb in a sentence.

- pace
- ...
- ...
- ...

VISUALIZING VERBS

Choose of least one of the verbs. Insert or draw a picture of the verb. Use the verb in a sentence.

- owl
- create

VISUALIZING VERBS

Choose of least one of the verbs. Insert or draw a picture of the verb. Use the verb in a sentence.

- climb
- shut
- listen
- cry

VISUALIZING VERBS

Think about a snake. What can a snake do? Type three actions a snake can do. Type a sentence using one of the verbs.



- 1 type
- 2 type
- 3 type

SENTENCE type

VISUALIZING VERBS

Think about a bee. What can a bee do? Type three actions a bee can do. Type a sentence using one of the verbs.



- 1 type
- 2 type
- 3 type

SENTENCE type

VISUALIZING VERBS

Think about a bear. What can a bear do? Type three actions a bear can do. Type a sentence using one of the verbs.



- 2 type
- 3 type

SENTENCE type

VISUALIZING VERBS

Think about a dog. What can a dog do? Type three actions a dog can do. Type a sentence using one of the verbs.



- 1 type
- 2 type
- 3 type

SENTENCE type

Think about a frog. What can a frog do? Type three actions a frog can do. Type a sentence using one of the verbs.



- 1 type
- 2 type
- 3 type

SENTENCE type

VIVACIOUS VERBS

Read the sentence. Pick out the verb. Cover the verb with an oval. Do this for each sentence.

1. Dogs bark very loudly.
2. My mom cleans her house.

VIVACIOUS VERBS

Read the sentence. Pick out the verb. Cover the verb with an oval. Do this for each sentence.

1. They dig a large hole.

VIVACIOUS VERBS

Read the sentence. Pick out the verb. Cover the verb with an oval. Do this for each sentence.

1. She washes her hair.

VIVACIOUS VERBS

Read the sentence. Pick out the verb. Cover the verb with an oval. Do this for each sentence.

1. I crawl on the ground.

VIVACIOUS VERBS

Read the sentence. Pick out the verb. Cover the verb with an oval. Do this for each sentence.

1. Kids play together at recess.

VIVACIOUS VERBS

Read the sentence. Pick out the verb. Cover the verb with an oval. Do this for each sentence.

1. They ski down the mountain.
2. Walter dives into the ocean.
3. Tori paints a picture of a cat.

1. A girl bounces her ball.
2. A baker bakes a cake for dessert.





1. An architect creates a tall tower.

1. She watches her favorite movie.

MOVE THE OVALS TO COVER THE VERBS.

VIVACIOUS VERBS

Pick a noun. Pick a verb. Drag the circles to the words you chose. Use the noun and verb you selected in a sentence. Type the sentence below.

NOUN	NOUN	VERB	VERB
			
river	ball	fix	float



SENTENCE:
_____ type

VIVACIOUS VERBS

Pick a noun. Pick a verb. Drag the circles to the words you chose. Use the noun and verb you selected in a sentence. Type the sentence below.


NOUN	NOUN	VERB	VERB
			
dog	rainbow	follow	explore

SENTENCE:
_____ type

VIVACIOUS VERBS

Pick a noun. Pick a verb. Drag the circles to the words you chose. Use the noun and verb you selected in a sentence. Type the sentence below.

NOUN	VERB	VERB
		
slip	stop	



SENTENCE:
_____ type

VIVACIOUS VERBS


Pick a noun. Pick a verb. Drag the circles to the words you chose. Use the noun and verb you selected in a sentence. Type the sentence below.

NOUN	NOUN	VERB	VERB
			
pig	peanuts	pet	count

SENTENCE:
_____ type

VIVACIOUS VERBS

Pick a noun. Pick a verb. Drag the circles to the words you chose. Use the noun and verb you selected in a sentence. Type the sentence below.

NOUN	NOUN	VERB	VERB
			
clown	hippo	vote	lift

SENTENCE:
_____ type

SORT + SEARCH

Drag the words at the bottom to the correct category.

VERBS **NOUNS**

SORT + SEARCH

Move the rackets to hit the tennis balls that name a verb.

draw two yell



SORT + SEARCH

Move the rackets to hit the tennis balls that name a verb.

give run happy read bad



SORT + SEARCH

Drag the words at the bottom to the correct category.

VERBS **NOUNS**

leap drag teacher
cheese mountain dive

SORT + SEARCH

Drag the words at the bottom to the correct category.

VERBS **NOUNS**

write mail grass look
mayor pinch turkey close

SORT + SEARCH

Move the rackets to hit the tennis balls that name a verb.

snap my like
grow iff kick you



SORT + SEARCH

to hit the tennis balls that name a verb.

pie eat cat



SORT + SEARCH

Drag the words at the bottom to the correct category.

VERBS **NOUNS**

oven stir cook cake
sugar pour kitchen bake

SORT + SEARCH

Move the rackets to hit the tennis balls that name a verb.

three leap house
sit I win ride



Drag the words at the bottom to the correct category.

VERBS **NOUNS**
lion Africa roar gallop zebra
climb champ tent jeep hide

ADJECTIVES

DIGITAL ACTIVITIES

BY *Amy Lemons*



SEESAW™, GOOGLE SLIDES™, POWERPOINT™

WHAT IS AN ADJECTIVE?

Look for the adjectives. Cover the adjectives with a green trapezoid.
Cover the words that do not name adjectives with a red trapezoid.

 soft	 cozy	 eat		
---	---	--	---	---

WHAT IS AN ADJECTIVE?

Look for the adjectives. Cover the adjectives with a green trapezoid.
Cover the words that do not name adjectives with a red trapezoid.

		 angry	 house	
---	---	---	--	---

WHAT IS AN ADJECTIVE?

An adjective is a word that describes a noun.

ADJECTIVE

NOT AN ADJECTIVE

crunchy

jump

WHAT IS AN ADJECTIVE?

An adjective is a word that describes a noun.



sticky



fast

WHAT IS AN ADJECTIVE?

Look for the adjectives. Cover the adjectives with a green trapezoid.
Cover the words that do not name adjectives with a red trapezoid.

	 bow	 bug	
--	--	--	---

 cuddly	 hot	
---	--	---

WHAT IS AN ADJECTIVE?

Look for the adjectives. Cover the adjectives with a green trapezoid.
Cover the words that do not name adjectives with a red trapezoid.

 juicy	 eagle	 bow	 bug	
 brush	 colorful	 cuddly	 hot	

WHAT IS AN ADJECTIVE?

Look for the adjectives. Cover the adjectives with a green trapezoid.
Cover the words that do not name adjectives with a red trapezoid.

 cold	 ring	
 box	 quiet	

WHAT IS AN ADJECTIVE?

Look for the adjectives. Cover the adjectives with a green trapezoid.
Cover the words that do not name adjectives with a red trapezoid.

 boot	 rainy	 barn	 shy
 sharp	 monkey	 lazy	 popcorn

WHAT IS AN ADJECTIVE?

Look for the adjectives. Cover the adjectives with a green trapezoid.
Cover the words that do not name adjectives with a red trapezoid.

 hot	 mouse	 boy	 cloudy	
 pretzel	 loud	 foggy	 wave	
 full	 stuck	 log	 juggle	
 lake	 tree	 sharp	 chilly	

WHICH WORDS DESCRIBE?

Cover the words that describe the picture. Make sure you are only covering adjectives!

throw



muddy

WHICH WORDS DESCRIBE?

Cover the words that describe the picture. Make sure you are only covering adjectives!

sad



boy

WHICH WORDS DESCRIBE?

Cover the words that describe the picture. Make sure you are only covering adjectives!

football



yellow

hot

fire

WHICH WORDS DESCRIBE?

Cover the words that describe the picture. Make sure you are only covering adjectives!

chilly



penguin

cute

swim

WHICH WORDS DESCRIBE?

Cover the words that describe the picture. Make sure you are only covering adjectives!

spotted



run

soft

furry

WHICH WORDS DESCRIBE?

Cover the words that describe the picture. Make sure you are only covering adjectives!

chilly



penguin

cute

small

swim

hat

WHICH WORDS DESCRIBE?

Cover the words that describe the picture. Make sure you are only covering adjectives!

clown



colorful

juggle

WHICH WORDS DESCRIBE?

Cover the words that describe the picture. Make sure you are only covering adjectives!

slither



sneaky

long

WHICH WORDS DESCRIBE?

Cover the words that describe the picture. Make sure you are only covering adjectives!

crunchy



salty

chips

bag

eat

tasty

steamy



drink

sweet

marshmallow

cup

warm

AWESOME ADJECTIVES

Type four adjectives to describe the animal.

ADJECTIVE
type



ADJECTIVE
type

AWESOME ADJECTIVES

Type four adjectives to describe the animal.

ADJECTIVE
type



ADJECTIVE
type

AWESOME ADJECTIVES

Read the sentence. Pick out the adjectives. Cover the adjective with a rectangle. Do this for each sentence.

...going to be a cold winter.

...a sour pickle.

...had a sharp pain in his arm.

AWESOME ADJECTIVES

Read the sentence. Pick out the adjectives. Cover the adjective with a rectangle. Do this for each sentence.

1. They live in a beautiful house.

2. I took off my stinky shoes.

3. My desk at school is messy.

MOVE THE RECTANGLES TO COVER THE ADJECTIVES.

AWESOME ADJECTIVES

Read the sentence. Pick out the adjectives. Cover the adjective with a rectangle. Do this for each sentence.

...pie was warm.

...the fastest kid won the race.

...y dog's fluffy fur.

AWESOME ADJECTIVES

Type four adjectives to describe the animal.

ADJECTIVE
orange



ADJECTIVE
large

ADJECTIVE
striped

ADJECTIVE
ferocious

AWESOME ADJECTIVES

Read the sentence. Pick out the adjectives. Cover the adjective with a rectangle. Do this for each sentence.

1. They live in a beautiful house.

2. I took off my stinky shoes.

3. My desk at school is messy.

MOVE THE RECTANGLES TO COVER THE ADJECTIVES.

AWESOME ADJECTIVES

Type four adjectives to describe the animal.



ADJECTIVE
type

ADJECTIVE
type

AWESOME ADJECTIVES

Type four adjectives to describe the animal.

ADJECTIVE
type



ADJECTIVE
type

ADJECTIVE
type

ADJECTIVE
type

AWESOME ADJECTIVES

Read the sentence. Pick out the adjectives. Cover the adjective with a rectangle. Do this for each sentence.

1. Where is my red hat?

2. We could not find the slimy snake.

3. He picked a ripe apple to eat.

MOVE THE RECTANGLES TO COVER THE ADJECTIVES.

I CAN SORT WORDS

Drag the words of the bottom to the correct category.

ADJECTIVES

NOUNS

VERBS

I CAN SORT WORDS

Drag the words of the bottom to the correct category.

ADJECTIVES

NOT

I CAN SORT WORDS

Drag the words of the bottom to the correct category.

ADJECTIVES

NOT

I CAN SORT WORDS

Drag the words of the bottom to the correct category.

ADJECTIVES

NOUNS

VERBS

I CAN SORT WORDS

Drag the words of the bottom to the correct category.

ADJECTIVES

NOUNS

VERBS

snake crawl grass green
slimy hide shiny tree

straw lid crispy salty

I CAN SORT WORDS

Drag the words of the bottom to the correct category.

ADJECTIVES

NOUNS

VERBS

silly smart
kind quiet

student school
teacher

read learn
write

kick run sweaty
goalie quick ball

I CAN SORT WORDS

Drag the words of the bottom to the correct category.

ADJECTIVES

NOT

I CAN SORT WORDS

Drag the words of the bottom to the correct category.

ADJECTIVES

NOT

tall mean ball dog
gross bed young road

sun loud shirt
rough sharp talk

I CAN SORT WORDS

Drag the words of the bottom to the correct category.

ADJECTIVES	NOUNS	VERBS

swim wet surf sun find
ocean warm shark blue calm

I CAN SORT WORDS

Drag the words of the bottom to the correct category.

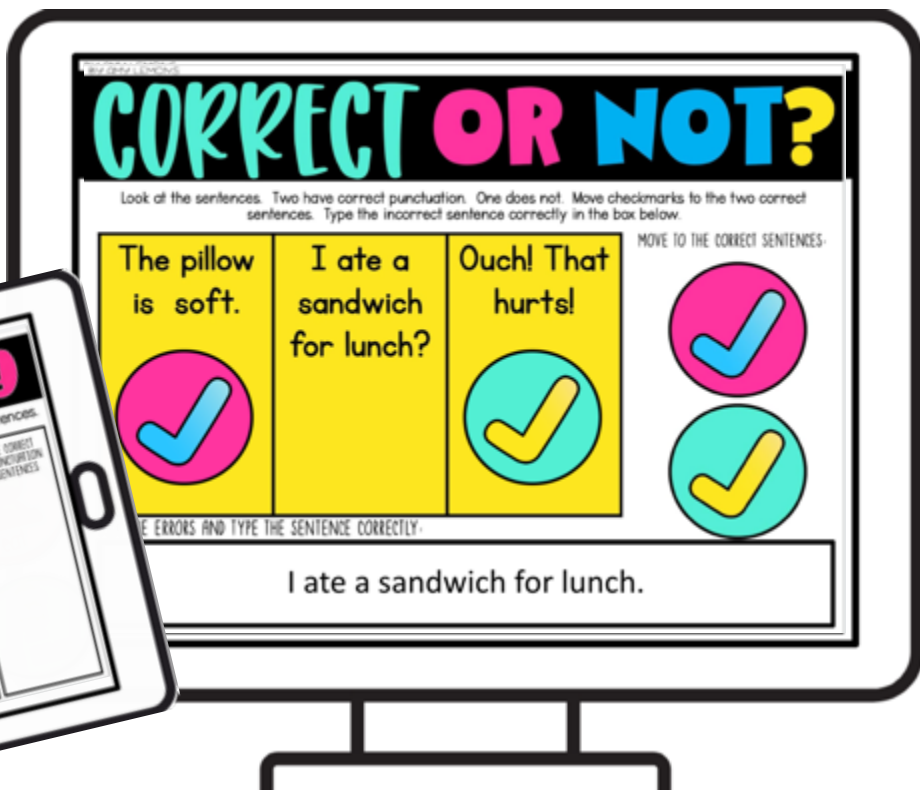
ADJECTIVES	NOT

worm round owl strong apple
carry yucky tiny creamy frog

ENDING PUNCTUATION

DIGITAL ACTIVITIES

BY *Amy Lemons*



SEESAW™, GOOGLE SLIDES™, POWERPOINT™

ENDING PUNCTUATION

Read the sentence. What ending punctuation does it need? Look at the color code. Drag the correct rectangle to cover the sentence.

The coat is red	Where did my mom go	How was the test
Good morning	My dog	

ENDING PUNCTUATION

Read the sentence. What ending punctuation does it need? Look at the color code. Drag the correct rectangle to cover the sentence.

Watch out	Where is the school	My cat is black
	That's a massive whale	How long is

ENDING PUNCTUATION

Question marks are used at the end of a sentence that is **ASKING** a **QUESTION**.

How do you feel?

ENDING PUNCTUATION

Exclamation marks are used at the end of a sentence that is **SHOWING EXCITEMENT** or **STRONG EMOTION**.

Oh no!

ENDING PUNCTUATION

Read the sentence. What ending punctuation does it need? Look at the color code. Drag the correct rectangle to cover the sentence.

The coat is red	Where did my mom go	How was the test
Good morning	My dog barks	Stop that

ENDING PUNCTUATION

Read the sentence. What ending punctuation does it need? Look at the color code. Drag the correct rectangle to cover the sentence.

Hurry, it's raining	What is your favorite snack
Where is your eraser	I'll be there tomorrow

ENDING PUNCTUATION

Periods are used at the end of a sentence that is **TELLING YOU SOMETHING**.

My name is Vanessa.



ENDING PUNCTUATION

Read the sentence. What ending punctuation does it need? Look at the color code. Drag the correct rectangle to cover the sentence.

Do you have a pencil	Sarah is nice	That
Can you write your name	That's awesome	We need

ENDING PUNCTUATION

Read the sentence. What ending punctuation does it need? Look at the color code. Drag the correct rectangle to cover the sentence.

Do you need some water	How can I help	Sloths hang in trees
Wow, look at that lion	Let's go outside	I can't believe it's snowing

Read the sentence. What ending punctuation does it need? Look at the color code. Drag the correct rectangle to cover the sentence.

We went on a walk	Get down	Can you open your presents
Do you have green eyes	Don't do that	Sharks swim in the ocean

LET'S END IT!

Read the sentences. Move the correct punctuation to finish the sentences.

She has a yellow coat

MOVE THE CORRECT ENDING PUNCTUATION TO THE SENTENCES

LET'S END IT!

Read the sentences. Move the correct punctuation to finish the sentences.

She walks to school

MOVE THE CORRECT ENDING PUNCTUATION TO THE SENTENCES

LET'S END IT!

Read the sentences. Move the correct punctuation to finish the sentences.

are you today

s to school

MOVE THE CORRECT ENDING PUNCTUATION TO THE SENTENCES

LET'S END IT!

Read the sentences. Move the correct punctuation to finish the sentences.

did a great job

MOVE THE CORRECT ENDING PUNCTUATION TO THE SENTENCES

LET'S END IT!

Read the sentences. Move the correct punctuation to finish the sentences.

Good morning !

MOVE THE CORRECT ENDING PUNCTUATION TO THE SENTENCES

My name is Samantha .

Where did you go ?

lunch
outside

Read the sentences. Move the correct punctuation to finish the sentences.

me

music

help you

MOVE THE CORRECT ENDING PUNCTUATION TO THE SENTENCES

LET'S END IT!

Read the sentences. Move the correct punctuation to finish the sentences.

Where do you live

Don't touch that

My dad is a coach

Read the sentences. Move the correct punctuation to finish the sentences.

Cut the paper

How is the weather

Ouch, that hurts

MOVE THE CORRECT ENDING PUNCTUATION TO THE SENTENCES

Do you know Spanish

Happy birthday

My cup is empty

MOVE THE CORRECT ENDING PUNCTUATION TO THE SENTENCES

FIX THE SENTENCES

Look at the sentence. It has two errors. Type the sentence correctly. Check your work and cover the thumbs up or thumbs down with a circle.



wow, that ostrich is fast?

Did you check for capitals and punctuation?

can

FIX THE SENTENCES

Look at the sentence. It has two errors. Type the sentence correctly. Check your work and cover the thumbs up or thumbs down with a circle.



be quiet?

Did you check for capitals and punctuation?

FIX THE SENTENCES

Look at the sentence. It has two errors. Type the sentence correctly. Check your work and cover the thumbs up or thumbs down with a circle.

the koala eats leaves

Did you check for capitals and punctuation?

snails are gross?

FIX THE SENTENCES

Look at the sentence. It has two errors. Type the sentence correctly. Check your work and cover the thumbs up or thumbs down with a circle.



unicorns are magical

Did you check for capitals and punctuation?

can you turn on the light?

Did you check for capitals and punctuation?

FIX THE SENTENCES

Look at the sentence. It has two errors. Type the sentence correctly. Check your work and cover the thumbs up or thumbs down with a circle.

where is the bug!

Did you check for capitals and punctuation?

orange is ready to eat?

Did you check for capitals and punctuation?

FIX THE SENTENCES

Look at the sentence. It has two errors. Type the sentence correctly. Check your work and cover the thumbs up or thumbs down with a circle.



wow, that ostrich is fast?

Wow, that ostrich is fast!

Did you check for capitals and punctuation?



can you fly a kite!

Can you fly a kite?

Did you check for capitals and punctuation?

FIX THE SENTENCES

Look at the sentence. It has two errors. Type the sentence correctly. Check your work and cover the thumbs up or thumbs down with a circle.



my vacuum broke

Did you check for capitals and punctuation?

ouch, that wolf bit

Did you check for capitals and punctuation?



FIX THE SENTENCES

Look at the sentence. It has two errors. Type the sentence correctly. Check your work and cover the thumbs up or thumbs down with a circle.

i am so tired?

Did you check for capitals and punctuation?

can you show me a trick.

Did you check for capitals and punctuation?

FIX THE SENTENCES

Look at the sentence. It has two errors. Type the sentence correctly. Check your work and cover the thumbs up or thumbs down with a circle.



watch out for that bee?

Did you check for capitals and punctuation?

the duck is white

Did you check for capitals and punctuation?



Look at the sentence. It has two errors. Type the sentence correctly. Check your work and cover the thumbs up or thumbs down with a circle.



the earth is round?

Did you check for capitals and punctuation?

why is it so hot.

Did you check for capitals and punctuation?



CORRECT OR NOT?

Look at the sentences. Two have correct punctuation. One does not. Move checkmarks to the two correct sentences. Type the incorrect sentence correctly in the box below.

I can't believe we won!

Where have you been?

Look under y

MOVE TO THE CORRECT SENTENCES

CORRECT OR NOT?

Look at the sentences. Two have correct punctuation. One does not. Move checkmarks to the two correct sentences. Type the incorrect sentence correctly in the box below.

Wow! That's a lot of money!

The chair is soft.

MOVE TO THE CORRECT SENTENCES



FIX THE ERRORS AND TYPE THE SENTENCES CORRECTLY

CORRECT OR NOT?

Look at the sentences. Two have correct punctuation. One does not. Move checkmarks to the two correct sentences. Type the incorrect sentence correctly in the box below.

Can you grab my wallet?

It is time for school?

Watch out!

MOVE TO THE CORRECT SENTENCES



CORRECT OR NOT?

Look at the sentences. Two have correct punctuation. One does not. Move checkmarks to the two correct sentences. Type the incorrect sentence correctly in the box below.

My dog has a leash.

There's a shark in the water!

Is it time for dinner.

MOVE TO THE CORRECT SENTENCES



FIX THE ERRORS AND TYPE THE SENTENCES CORRECTLY

CORRECT OR NOT?

Look at the sentences. Two have correct punctuation. One does not. Move checkmarks to the two correct sentences. Type the incorrect sentence correctly in the box below.

et!

The bus is yellow.

Did you see my mom!

MOVE TO THE CORRECT SENTENCES



CORRECTLY

CORRECT OR NOT?

Look at the sentences. Two have correct punctuation. One does not. Move checkmarks to the two correct sentences. Type the incorrect sentence correctly in the box below.

The pillow is soft.

I ate a sandwich for lunch?

Ouch! That hurts!

MOVE TO THE CORRECT SENTENCES



FIX THE ERRORS AND TYPE THE SENTENCES CORRECTLY

I ate a sandwich for lunch.

CORRECT OR NOT?

Look at the sentences. Two have correct punctuation. One does not. Move checkmarks to the two correct sentences. Type the incorrect sentence correctly in the box below.

I went to soccer practice.

That's wonderful!

Does your friend like cake.

MOVE TO

FIX THE ERRORS AND TYPE THE SENTENCES CORRECTLY

CORRECT OR NOT?

Look at the sentences. Two have correct punctuation. One does not. Move checkmarks to the two correct sentences. Type the incorrect sentence correctly in the box below.

ve you en to store?

What a beautiful home you have!

MOVE TO THE CORRECT SENTENCES



CORRECTLY

CORRECT OR NOT?

Look at the sentences. Two have correct punctuation. One does not. Move checkmarks to the two correct sentences. Type the incorrect sentence correctly in the box below.

I'm so excited?

Do you have money?

I can dribble the ball.

MOVE TO THE CORRECT SENTENCES



FIX THE ERRORS AND TYPE THE SENTENCES CORRECTLY

I have homework?

I love school!

How does your dad feel?

MOVE TO THE CORRECT SENTENCES

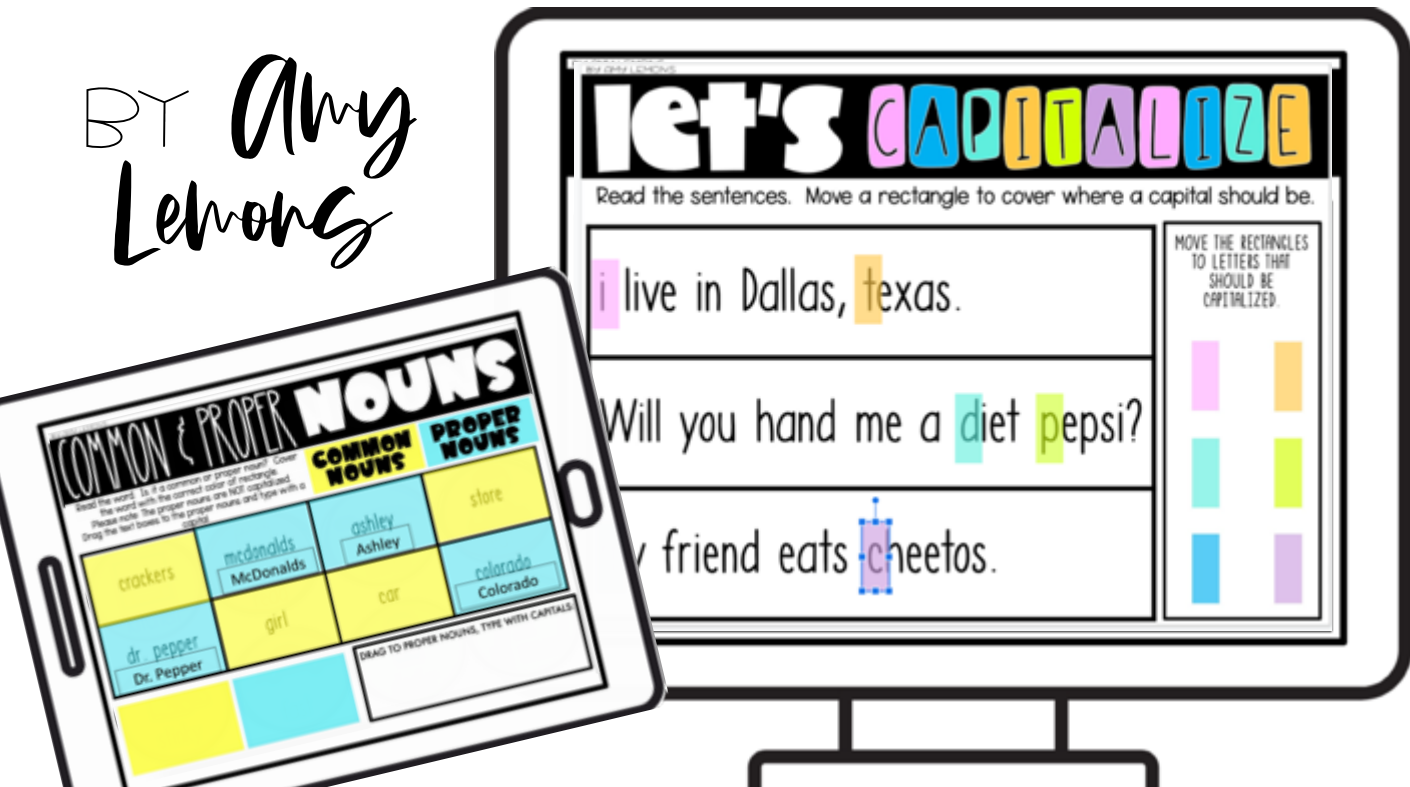


FIX THE ERRORS AND TYPE THE SENTENCES CORRECTLY

CAPITALIZATION

DIGITAL ACTIVITIES

BY *Amy
Lemong*



SEESAW™, GOOGLE SLIDES™, POWERPOINT™

COMMON & PROPER NOUNS

Read the word. Is it a common or proper noun? Cover the word with the correct color of rectangle.
Please note: The proper nouns are NOT capitalized.
Drag the text boxes to the proper nouns and type with a capital.

COMMON NOUNS		PROPER NOUNS	
crackers	mcdonalds	ashley	store
reader	girl		

COMMON & PROPER NOUNS

Read the word. Is it a common or proper noun? Cover the word with the correct color of rectangle.
Please note: The proper nouns are NOT capitalized.
Drag the text boxes to the proper nouns and type with a capital.

COMMON NOUNS		PROPER NOUNS	
mail	teacher	michael jordan	paris
		china	

COMMON & PROPER NOUNS

Read the word. Is it a common or proper noun? Cover the word with the correct color of rectangle.
Please note: The proper nouns are NOT capitalized.
Drag the text boxes to the proper nouns and type with a capital.

COMMON NOUNS		PROPER NOUNS	
lamp	california	pen	
africa	restaurant	pizza inn	

PROPER NOUNS

Proper Nouns start with a capital letter because they name a **SPECIFIC PERSON, PLACE, or THING.**



Diego works at the Bank of America. He drinks a Coca-Cola.

COMMON NOUNS

Common nouns are words used to name general nouns rather than specific nouns.



The lady works at a bank. She drinks a soda.

COMMON & PROPER NOUNS

Read the word. Is it a common or proper noun? Cover the word with the correct color of rectangle.
Please note: The proper nouns are NOT capitalized.
Drag the text boxes to the proper nouns and type with a capital.

COMMON NOUNS		PROPER NOUNS	
walmart	pumpkin	marker	
ship	snickers	barbie	

COMMON & PROPER NOUNS

Read the word. Is it a common or proper noun? Cover the word with the correct color of rectangle.
Please note: The proper nouns are NOT capitalized.
Drag the text boxes to the proper nouns and type with a capital.

COMMON NOUNS		PROPER NOUNS	
crackers	mcdonalds	ashley	store
dr. pepper	girl	car	colorado
McDonalds	Ashley		Colorado

DRAG TO PROPER NOUNS, TYPE WITH CAPITALS.

COMMON & PROPER NOUNS

Read the word. Is it a common or proper noun? Cover the word with the correct color of rectangle.
Please note: The proper nouns are NOT capitalized.
Drag the text boxes to the proper nouns and type with a capital.

COMMON NOUNS		PROPER NOUNS	
unt jan	arizona	school	
candy	drink	coca-cola	

DRAG TO PROPER NOUNS, TYPE WITH CAPITALS.

COMMON & PROPER NOUNS

Read the word. Is it a common or proper noun? Cover the word with the correct color of rectangle.
Please note: The proper nouns are NOT capitalized.
Drag the text boxes to the proper nouns and type with a capital.

COMMON NOUNS		PROPER NOUNS	
park	babysitter	jeff	lion
florida	the dallas zoo	paper	japan

DRAG TO PROPER NOUNS, TYPE WITH CAPITALS.

COMMON & PROPER NOUNS

Read the word. Is it a common or proper noun? Cover the word with the correct color of rectangle.
Please note: The proper nouns are NOT capitalized.
Drag the text boxes to the proper nouns and type with a capital.

COMMON NOUNS		PROPER NOUNS	
ben	mr. grant	phone	plate
house	fork	miller elementary	fanta

DRAG TO PROPER NOUNS, TYPE WITH CAPITALS.

ARE THE CAPITALS CORRECT?

Look at the sentences. Two have correct capitalization. One does not. Move checkmarks to the two correct sentences. Type the incorrect sentence correctly in the box below.

The family lives on Church Street.

We visited the Central Park Zoo.

we ate at red robin.



ARE THE CAPITALS CORRECT?

Look at the sentences. Two have correct capitalization. One does not. Move checkmarks to the two correct sentences. Type the incorrect sentence correctly in the box below.

He flew on a plane to hawaii.

They walked around Westside park.

The plane was at the Kennedy Airport.



ARE THE CAPITALS CORRECT?

Look at the sentences. Two have correct capitalization. One does not. Move checkmarks to the two correct sentences. Type the incorrect sentence correctly in the box below.

they played at the park.

The movie was at the Royal Theatre.



ARE THE CAPITALS CORRECT?

Look at the sentences. Two have correct capitalization. One does not. Move checkmarks to the two correct sentences. Type the incorrect sentence correctly in the box below.

The White House is large.

I go to Regal Elementary.

I like to drink powerade.



ARE THE CAPITALS CORRECT?

Look at the sentences. Two have correct capitalization. One does not. Move checkmarks to the two correct sentences. Type the incorrect sentence correctly in the box below.

to wous.

Did you drink sprite?

We got a drink from Starbucks.



ARE THE CAPITALS CORRECT?

Look at the sentences. Two have correct capitalization. One does not. Move checkmarks to the two correct sentences. Type the incorrect sentence correctly in the box below.

My family drove to idaho.

Dr. Kirk works at a hospital.

We climbed Mount Everest.



FIX THE ERRORS AND TYPE THE SENTENCE CORRECTLY.

My family drove to Idaho.

ARE THE CAPITALS CORRECT?

Look at the sentences. Two have correct capitalization. One does not. Move checkmarks to the two correct sentences. Type the incorrect sentence correctly in the box below.

We shopped at Target.

I go to Second Baptist Church.

my dog's name is Rex.

FIX THE ERRORS AND TYPE THE SENTENCE CORRECTLY.

ARE THE CAPITALS CORRECT?

Look at the sentences. Two have correct capitalization. One does not. Move checkmarks to the two correct sentences. Type the incorrect sentence correctly in the box below.

They liked to roger.

Can I have a Twix bar?



FIX THE ERRORS AND TYPE THE SENTENCE CORRECTLY.

ARE THE CAPITALS CORRECT?

Look at the sentences. Two have correct capitalization. One does not. Move checkmarks to the two correct sentences. Type the incorrect sentence correctly in the box below.

We flew on British Airways.

We ran down center street.

My dad's truck is a Ford.



FIX THE ERRORS AND TYPE THE SENTENCE CORRECTLY.

ARE THE CAPITALS CORRECT?

Look at the sentences. Two have correct capitalization. One does not. Move checkmarks to the two correct sentences. Type the incorrect sentence correctly in the box below.

Tommy runs fast.

I like to eat skittles.

She works at The Daily Paper.



FIX THE ERRORS AND TYPE THE SENTENCE CORRECTLY.

Let's CAPITALIZE

Read the sentences. Move a rectangle to cover where a capital should be.

i live in Dallas, texas.

MOVE THE RECTANGLES TO LETTERS THAT SHOULD BE CAPITALIZED.

Will you hand me a

Let's CAPITALIZE

Read the sentences. Move a rectangle to cover where a capital should be.

es plays basketball.

MOVE THE RECTANGLES TO LETTERS THAT SHOULD BE CAPITALIZED.

to atlanta.

ght shoes at nike

can we eat at applebee's?

MOVE THE RECTANGLES TO LETTERS THAT SHOULD BE CAPITALIZED.

akes music.

Let's CAPITALIZE

Read the sentences. Move a rectangle to cover where a capital should be.

mr. king is my teacher.

he wants a butterfinger.

she works at walmart.

MOVE THE RECTANGLES TO LETTERS THAT SHOULD BE CAPITALIZED.

es plays basketball.

to atlanta.

ght shoes at nike

'S CAPITALIZE

Read the sentences. Move a rectangle to cover where a capital should be.

ent to the grand canyon.

s. waters.

kit kat?

MOVE THE RECTANGLES TO LETTERS THAT SHOULD BE CAPITALIZED.

Let's CAPITALIZE

Read the sentences. Move a rectangle to cover where a capital should be.

i live in Dallas, texas.

Will you hand me a diet pepsi?

my friend eats cheetos.

MOVE THE RECTANGLES TO LETTERS THAT SHOULD BE CAPITALIZED.

Read the sentences. Move a rectangle to cover where a capital should be.

inderella.

ney world.

any twizzlers?

MOVE THE RECTANGLES TO LETTERS THAT SHOULD BE CAPITALIZED.

Let's CAPITALIZE

Read the sentences. Move a rectangle to cover where a capital should be.

We went to a jonas brothers concert.

Can we visit the colorado river?

she ate nerds at the movies.

Let's CAPITALIZE

Read the sentences. Move a rectangle to cover where a capital should be.

will you hand me a starburst?

we read about barack obama.

he flew to florida.

MOVE THE RECTANGLES TO LETTERS THAT SHOULD BE CAPITALIZED.

Grab me a coca-cola.

She lives in New york city.

they listed to Radio disney.

MOVE THE RECTANGLES TO LETTERS THAT SHOULD BE CAPITALIZED.

BUILD A SENTENCE

Move the words to create a sentence. Type the sentence with correct capitals and punctuation.

BUILD THE SENTENCE HERE:

BUILD A SENTENCE

Move the words to create a sentence. Type the sentence with correct capitals and punctuation.

BUILD THE SENTENCE HERE:

TYPE THE SENTENCE CORRECTLY:

type here

MOVE THESE PIECES TO CREATE A SENTENCE:

at sam taco bell at

BUILD A SENTENCE

Move the words to create a sentence. Type the sentence with correct capitals and punctuation.

BUILD THE SENTENCE HERE:

TYPE THE SENTENCE CORRECTLY:

type here

MOVE THESE PIECES TO CREATE A SENTENCE:

tennis serena plays

BUILD A SENTENCE

Move the words to create a sentence. Type the sentence with correct capitals and punctuation.

BUILD THE SENTENCE HERE:

TYPE THE SENTENCE CORRECTLY:

type here

MOVE THESE PIECES TO CREATE A SENTENCE:

the reese's they many

BUILD A SENTENCE

Move the words to create a sentence. Type the sentence with correct capitals and punctuation.

BUILD THE SENTENCE HERE:

vicki walked to walgreens

TYPE THE SENTENCE CORRECTLY:

Vicki walked to Walgreens.

MOVE THESE PIECES TO CREATE A SENTENCE:

BUILD A SENTENCE

Move the words to create a sentence. Type the sentence with correct capitals and punctuation.

BUILD THE SENTENCE HERE:

TYPE THE SENTENCE CORRECTLY:

type here

BUILD A SENTENCE

Move the words to create a sentence. Type the sentence with correct capitals and punctuation.

BUILD THE SENTENCE HERE:

TYPE THE SENTENCE CORRECTLY:

type here

MOVE THESE PIECES TO CREATE A SENTENCE:

live in we

BUILD A SENTENCE

Move the words to create a sentence. Type the sentence with correct capitals and punctuation.

BUILD THE SENTENCE HERE:

TYPE THE SENTENCE CORRECTLY:

type here

MOVE THESE PIECES TO CREATE A SENTENCE:

they canada to

BUILD A SENTENCE

Move the words to create a sentence. Type the sentence with correct capitals and punctuation.

BUILD THE SENTENCE HERE:

TYPE THE SENTENCE CORRECTLY:

type here

MOVE THESE PIECES TO CREATE A SENTENCE:

olympics we the watched

Move the words to create a sentence. Type the sentence with correct capitals and punctuation.

BUILD THE SENTENCE HERE:

TYPE THE SENTENCE CORRECTLY:

type here

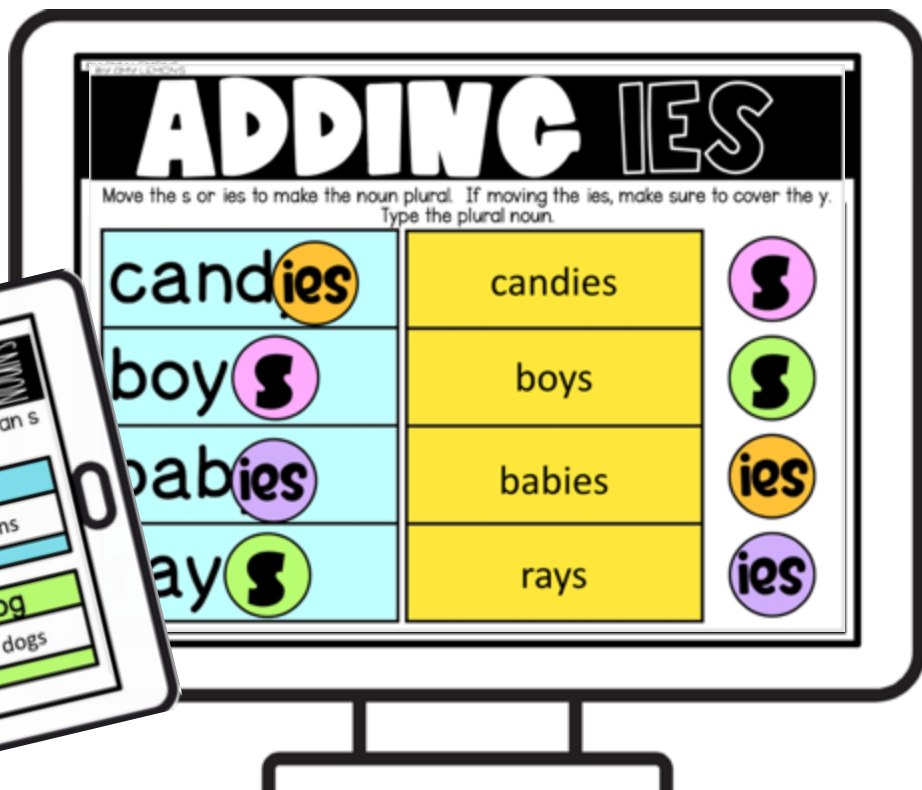

MOVE THESE PIECES TO CREATE A SENTENCE:

i can sunkist have

SINGULAR AND PLURAL NOUNS

DIGITAL ACTIVITIES

BY *Amy Lemons*



SEESAW™, GOOGLE SLIDES™, POWERPOINT™



SINGULAR & PLURAL

Make these regular nouns plural by adding an s to the end. Type the plural word.

plane		pen
		

SINGULAR & PLURAL

Make these regular nouns plural by adding an s to the end. Type the plural word.

rib		rib
wig		wig

SINGULAR & PLURAL

Make these regular nouns plural by adding an s to the end. Type the plural word.

fan		cat
map		web

SINGULAR & PLURAL

Singular nouns are words that name ONE person, place, thing, or animal.



The pink pig ate one


SINGULAR & PLURAL

Plural nouns are words that name MORE THAN ONE person, place, or thing.






SINGULAR & PLURAL

Make these regular nouns plural by adding an s to the end. Type the plural word.

	cab	cabs		can	cans
	bag	bags		dog	dogs

SINGULAR & PLURAL

Make these regular nouns plural by adding an s to the end. Type the plural word.

shark					
truck					

SINGULAR & PLURAL

Make these regular nouns plural by adding an s to the end. Type the plural word.

id		pot
ok		cub


SINGULAR & PLURAL

Make these regular nouns plural by adding an s to the end. Type the plural word.

	bug			panda	
	key			girl	

SINGULAR & PLURAL

Make these regular nouns plural by adding an s to the end. Type the plural word.

	robot			cake	
	mug			boot	

ADDING es

We need to make the nouns plural. Move the s or es to the end of the noun to make it plural.

flower	<input type="checkbox"/>	cross	<input type="checkbox"/>
teach	<input type="checkbox"/>	egg	<input type="checkbox"/>

MOVE TO MAKE THE NOUNS PLURAL

s	es
---	----

ADDING es

We need to make the nouns plural. Move the s or es to the end of the noun to make it plural.

ax	<input type="checkbox"/>	class	<input type="checkbox"/>
store	<input type="checkbox"/>		

MOVE TO MAKE THE NOUNS PLURAL

s	es
---	----

ADDING es

We need to make the nouns plural. Move the s or es to the end of the noun to make it plural.

If the singular noun ends in -s, -ss, -sh, -ch, -x, or -z, add -es to the end to make it plural.



box →
boxes

We stacked the boxes

ADDING es

boy	<input type="checkbox"/>
bush	<input type="checkbox"/>
pen	<input type="checkbox"/>

MOVE TO MAKE THE NOUNS PLURAL

s	es
s	es
s	es

ADDING es

If a singular noun ends in -s, -ss, -sh, -ch, -x, or -z, add -es to the end to make it plural.

bus	<input type="checkbox"/>	glass	<input type="checkbox"/>
buses		glasses	
bush	<input type="checkbox"/>	peach	<input type="checkbox"/>
bushes		peaches	
fox	<input type="checkbox"/>	foxes	

ADDING es

We need to make the nouns plural. Move the s or es to the end of the noun to make it plural.

phone	<input type="checkbox"/>	couch	<input type="checkbox"/>
kiss	<input type="checkbox"/>	door	<input type="checkbox"/>
car	<input type="checkbox"/>	branch	<input type="checkbox"/>

MOVE TO MAKE THE NOUNS PLURAL

s	es
s	es
s	es

ADDING es

We need to make the nouns plural. Move the s or es to the end of the noun to make it plural.

cup	<input type="checkbox"/>	arch	<input type="checkbox"/>
box	<input type="checkbox"/>	lamp	<input type="checkbox"/>
lunch	<input type="checkbox"/>	goat	<input type="checkbox"/>

We need to make the nouns plural. Move the s or es to the end of the noun to make it plural.

fox	<input type="checkbox"/>
stamp	<input type="checkbox"/>
flash	<input type="checkbox"/>

MOVE TO MAKE THE NOUNS PLURAL

s	es
s	es
s	es

We need to make the nouns plural. Move the s or es to the end of the noun to make it plural.

marker	<input type="checkbox"/>	rose	<input type="checkbox"/>
bus	<input type="checkbox"/>	wash	<input type="checkbox"/>
pillow	<input type="checkbox"/>	splotch	<input type="checkbox"/>

MOVE TO MAKE THE NOUNS PLURAL

s	es
s	es
s	es

We need to make the nouns plural. Move the s or es to the end of the noun to make it plural.

atlas	<input type="checkbox"/>	basket	<input type="checkbox"/>
witch	<input type="checkbox"/>	animal	<input type="checkbox"/>
fork	<input type="checkbox"/>	canvas	<input type="checkbox"/>

MOVE TO MAKE THE NOUNS PLURAL

s	es
s	es
s	es

ADDING IES

Move the s or ies to make the noun plural. If moving the ies, make sure to cover the y.
Type the plural noun.

cherry
tray



ADDING IES

Move the s or ies to make the noun plural. If moving the ies, make sure to cover the y.
Type the plural noun.

key



ADDING IES

Move the s or ies to make the noun plural. If moving the ies, make sure to cover the y.
Type the plural noun.

y



ADDING IES

If a singular noun ends in **-y** and the letter before the **-y** is a **consonant**, change the ending to **-ies** to make the noun plural.



fly ->
flies

The flies fly all around

ADDING IES

If a singular noun ends in **-y** and the letter before the **-y** is a **vowel**, simply add an **-s** to make it plural.

toy ->
toys

We cleaned up the toys.

ADDING IES

Move the s or ies to make the noun plural. If moving the ies, make sure to cover the y.
Type the plural noun.

duty
guy
enemy
valley

ADDING IES

Move the s or ies to make the noun plural. If moving the ies, make sure to cover the y.
Type the plural noun.

candies	candies	s
boy	boys	s
babies	babies	ies
ray	rays	ies



ADDING IES

Move the s or ies to make the noun plural. If moving the ies, make sure to cover the y.
Type the plural noun.

		s
		s
		ies
		ies



ADDING IES

Move the s or ies to make the noun plural. If moving the ies, make sure to cover the y.
Type the plural noun.

attorney		s
spy		s
essay		ies
pony		ies



ADDING IES

Move the s or ies to make the noun plural. If moving the ies, make sure to cover the y.
Type the plural noun.

party		s
delay		s
family		ies
way		ies



PLURAL NOUNS IN SENTENCES

Look at the singular noun. Type the plural form of the word.
Type a sentence using the plural noun.



SINGULAR NOUN: **teddy bear**
MAKE IT PLURAL:

PLURAL NOUNS IN SENTENCES

Look at the singular noun. Type the plural form of the word.
Type a sentence using the plural noun.



SINGULAR NOUN: **family**
MAKE IT PLURAL:

PLURAL WORD IN A SENTENCE:

PLURAL NOUNS IN SENTENCES

Look at the singular noun. Type the plural form of the word.
Type a sentence using the plural noun.



SINGULAR NOUN: **lunch**
MAKE IT PLURAL:

PLURAL NOUNS IN SENTENCES

Look at the singular noun. Type the plural form of the word.
Type a sentence using the plural noun.



SINGULAR NOUN: **shell**
MAKE IT PLURAL:

TYPE THE PLURAL WORD IN A SENTENCE:

PLURAL NOUNS IN SENTENCES

Look at the singular noun. Type the plural form of the word.
Type a sentence using the plural noun.



SINGULAR NOUN: **brick**
MAKE IT PLURAL:

TYPE THE PLURAL WORD IN A SENTENCE:

PLURAL NOUNS IN SENTENCES

Look at the singular noun. Type the plural form of the word.
Type a sentence using the plural noun.



SINGULAR NOUN: **mat**
MAKE IT PLURAL:

TYPE THE PLURAL WORD IN A SENTENCE:

PLURAL NOUNS IN SENTENCES

Look at the singular noun. Type the plural form of the word.
Type a sentence using the plural noun.



SINGULAR NOUN: **dish**
MAKE IT PLURAL: **dishes**

TYPE THE PLURAL WORD IN A SENTENCE:

Sarah put the dishes away.

PLURAL NOUNS IN SENTENCES

Look at the singular noun. Type the plural form of the word.
Type a sentence using the plural noun.



SINGULAR NOUN: **cherry**
MAKE IT PLURAL:

TYPE THE PLURAL WORD IN A SENTENCE:

PLURAL NOUNS IN SENTENCES

Look at the singular noun. Type the plural form of the word.
Type a sentence using the plural noun.



SINGULAR NOUN: **glass**
MAKE IT PLURAL:

TYPE THE PLURAL WORD IN A SENTENCE:

Look at the singular noun. Type the plural form of the word.
Type a sentence using the plural noun.



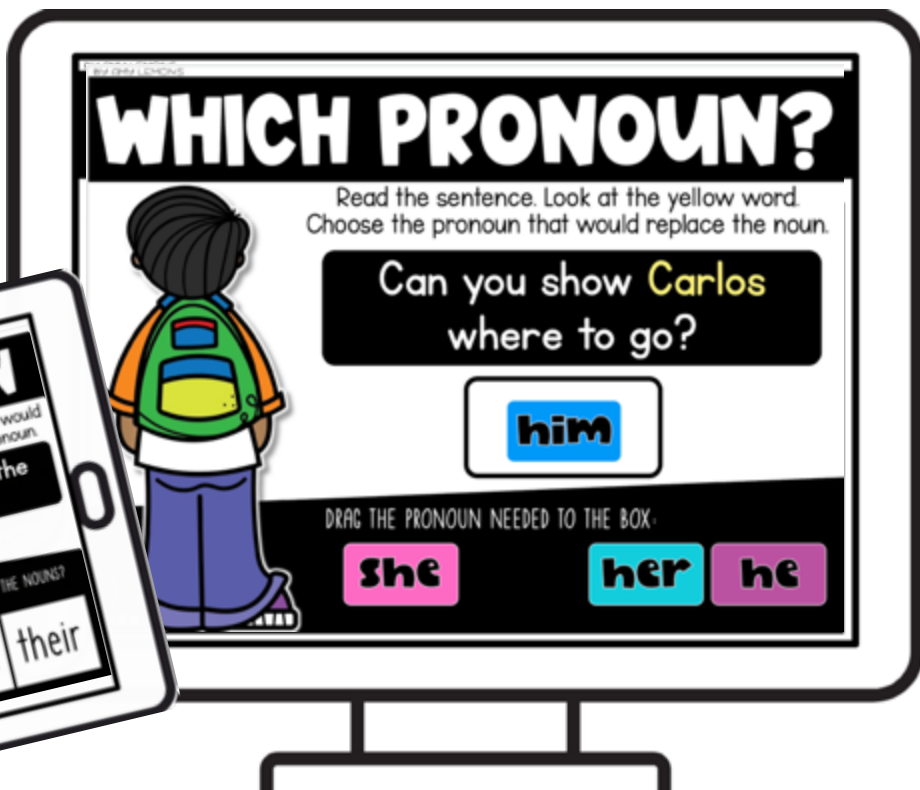
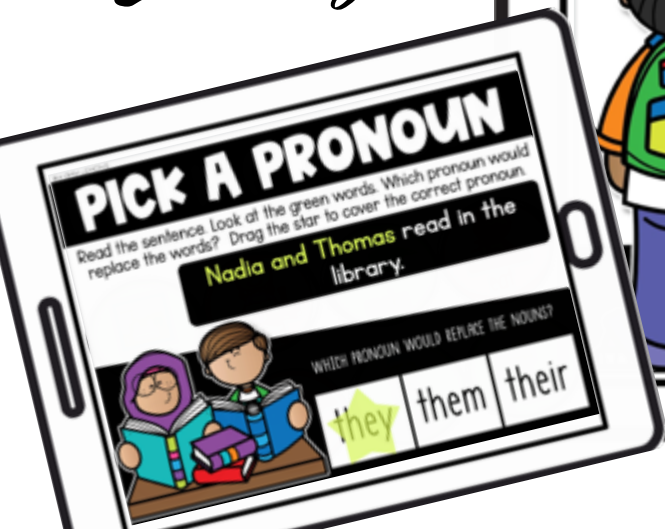
SINGULAR NOUN: **fairy**
MAKE IT PLURAL:

TYPE THE PLURAL WORD IN A SENTENCE:

PRONOUNS

DIGITAL ACTIVITIES

BY *Amy Lemons*



SEESAW™, GOOGLE SLIDES™, POWERPOINT™

WHICH PRONOUN?

Read the sentence. Look at the yellow word.
Choose the pronoun that would replace the noun.



Kevin put his papers in his backpack.

WHICH PRONOUN?

Read the sentence. Look at the yellow word.
Choose the pronoun that would replace the noun.



WHICH PRONOUN?

Read the sentence. Look at the yellow word.
Choose the pronoun that would replace the noun.

The yellow jacket belongs to Taiven.

WHICH PRONOUN?

Read the sentence. Look at the yellow word.
Choose the pronoun that would replace the noun.



Nakita cleans the desk.

WHICH PRONOUN?

Read the sentence. Look at the yellow word.
Choose the pronoun that would replace the noun.

Aran stacked his chair.

WHICH PRONOUN?

Read the sentence. Look at the yellow word.
Choose the pronoun that would replace the noun.



Please help Braden sweep the floor.

DRAG THE PRONOUN NEEDED TO THE BOX.
she him her he

WHICH PRONOUN?

Read the sentence. Look at the yellow word.
Choose the pronoun that would replace the noun.



Can you show Carlos where to go?

DRAG THE PRONOUN NEEDED TO THE BOX.
she him her he

WHICH PRONOUN?

Read the sentence. Look at the yellow word.
Choose the pronoun that would replace the noun.

Liam will slide after Michelle.

DRAG THE PRONOUN NEEDED TO THE BOX.
she him her he

WHICH PRONOUN?

Read the sentence. Look at the yellow word.
Choose the pronoun that would replace the noun.



Cara waters the plant.

DRAG THE PRONOUN NEEDED TO THE BOX.
she him her he

WHICH PRONOUN?

Read the sentence. Look at the yellow word.
Choose the pronoun that would replace the noun.



Ava worked on the computer.



Read the sentence. Look at the yellow word.
Choose the pronoun that would replace the noun.

Laura practiced math facts on the tablet.

DRAG THE PRONOUN NEEDED TO THE BOX.
she him her he

DRAG THE PRONOUN NEEDED TO THE BOX.
she him her he

PICK A PRONOUN

Read the sentence. Look at the green words. Which pronoun would replace the words? Drag the star to cover the correct pronoun.

Look at **Danny and Kade's** snowman.



PICK A PRONOUN

Read the sentence. Look at the green words. Which pronoun would replace the words? Drag the star to cover the correct pronoun.

Isaac and Julie have fun on the swings.



PICK A PRONOUN

Read the sentence. Look at the green words. Which pronoun would replace the words? Drag the star to cover the correct pronoun.

Can I ride in the wagon with **Kayla and John**?



WHICH PRONOUN WOULD REPLACE THE NOUNS?

they them their

PICK A PRONOUN

Read the sentence. Look at the green words. Which pronoun would replace the words? Drag the star to cover the correct pronoun.

Can I eat lunch with **Brent and Liv**?



WHICH PRONOUN WOULD REPLACE THE NOUNS?

they them

PICK A PRONOUN

Read the sentence. Look at the green words. Which pronoun would replace the words? Drag the star to cover the correct pronoun.

Which fruit should **Mr. and Mrs. Ward** buy?



WHICH PRONOUN WOULD REPLACE THE NOUNS?

they them their

PICK A PRONOUN

Read the sentence. Look at the green words. Which pronoun would replace the words? Drag the star to cover the correct pronoun.

Nadia and Thomas read in the library.



WHICH PRONOUN WOULD REPLACE THE NOUNS?

they them their

PICK A PRONOUN

Read the sentence. Look at the green words. Which pronoun would replace the words? Drag the star to cover the correct pronoun.

It was **Deja and Rebecca's** bedtime.



WHICH PRONOUN WOULD REPLACE THE NOUNS?

they them

PICK A PRONOUN

Read the sentence. Look at the green words. Which pronoun would replace the words? Drag the star to cover the correct pronoun.

Buy **Mike and Sally's** groceries at the grocery store.



WHICH PRONOUN WOULD REPLACE THE NOUNS?

they them their

Read the sentence. Look at the green words. Which pronoun would replace the words? Drag the star to cover the correct pronoun.

Paul and Kia's families were at the beach.



WHICH PRONOUN WOULD REPLACE THE NOUNS?

they them their

Read the sentence. Look at the green words. Which pronoun would replace the words? Drag the star to cover the correct pronoun.

The teacher read a story to the **students**.



WHICH PRONOUN WOULD REPLACE THE NOUNS?

they them their

I, ME, MY

Read the sentence. Would I, me, or my fit in the blank? Drag the correct pronoun to the box underneath the sentence.

Can you eat lunch with ___?	___ best friend is ___?	___ have a ___?
PRONOUN:	PRONOUN:	PRONOUN:

I, ME, MY

Read the sentence. Would I, me, or my fit in the blank? Drag the correct pronoun to the box underneath the sentence.

___ can ___?	Rita has ___ cup.	There are crumbs under ___.
PRONOUN:	PRONOUN:	PRONOUN:

I, ME, MY

Read the sentence. Would I, me, or my fit in the blank? Drag the correct pronoun to the box underneath the sentence.

___ are you going to the mall?	May ___ go to the mall?	Can you read to ___?
PRONOUN:	PRONOUN:	PRONOUN:

I, ME, MY

Read the sentence. Would I, me, or my fit in the blank? Drag the correct pronoun to the box underneath the sentence.

___ glide over the ice.	Sit next to ___.	I want ___ mom.
PRONOUN:	PRONOUN:	PRONOUN:

ME, MY

Read the sentence. Would I, me, or my fit in the blank? Drag the correct pronoun to the box underneath the sentence.

___ won't be with ___.	___ toy is broken.	___ like to play with my friends.
PRONOUN:	PRONOUN:	PRONOUN:

I, ME, MY

Read the sentence. Would I, me, or my fit in the blank? Drag the correct pronoun to the box underneath the sentence.

___ scarf is red.	Can ___ have an orange?	My dog wants to play with ___.
PRONOUN:	PRONOUN:	PRONOUN:

my **I** **me**

me my

Read the sentence. Would I, me, or my fit in the blank? Drag the correct pronoun to the box underneath the sentence.

Will you sing with ___?	I gave ___ eraser to Lori.
PRONOUN:	PRONOUN:

me **my**

I, ME, MY

Read the sentence. Would I, me, or my fit in the blank? Drag the correct pronoun to the box underneath the sentence.

Come with ___ to the park.	Can ___ watch a movie?
PRONOUN:	PRONOUN:

I me

Read the sentence. Would I, me, or my fit in the blank? Drag the correct pronoun to the box underneath the sentence.

Have you seen ___ watch?	Did you see ___ run?	Can ___ go to Becca's house?
PRONOUN:	PRONOUN:	PRONOUN:

I **me** **my**

Read the sentence. Would I, me, or my fit in the blank? Drag the correct pronoun to the box underneath the sentence.

___ did my homework.	___ boots are yellow.	Please play with ___.
PRONOUN:	PRONOUN:	PRONOUN:

I **me** **my**

PEEKING AT PRONOUNS

Read the sentence. Which pronoun would fit in the blank? Peek at the correct pronoun by covering it with the googly eyes.



_____ has a pumpkin.

Read the sentence. Which pronoun would fit in the blank? Peek at the correct pronoun by covering it with the googly eyes.

PEEKING AT PRONOUNS

Read the sentence. Which pronoun would fit in the blank? Peek at the correct pronoun by covering it with the googly eyes.



You cannot have those books. Those books are _____

MOVE THE GOOGLY EYES TO COVER THE CORRECT PRONOUN

PEEKING AT PRONOUNS

Read the sentence. Which pronoun would fit in the blank? Peek at the correct pronoun by covering it with the googly eyes.



Nancy rode Mr. and Mrs. Cane's horse. The horse is _____

MOVE THE GOOGLY EYES TO COVER THE CORRECT PRONOUN

his	hers
ours	yours

Marco opens a gift. The gift is _____

MOVE THE GOOGLY EYES TO COVER THE CORRECT PRONOUN

his	hers	mine
ours	yours	theirs

PEEKING AT PRONOUNS

Read the sentence. Which pronoun would fit in the blank? Peek at the correct pronoun by covering it with the googly eyes.

Mr. Gus has a cane. The cane is _____

MOVE THE GOOGLY EYES TO COVER THE CORRECT PRONOUN

his	hers	mine
ours	yours	theirs

PEEKING AT PRONOUNS

Read the sentence. Which pronoun would fit in the blank? Peek at the correct pronoun by covering it with the googly eyes.



Alex spins the ball. The ball is _____

MOVE THE GOOGLY EYES TO COVER THE CORRECT PRONOUN

his	hers	mine
ours	yours	theirs

Read the sentence. Which pronoun would fit in the blank? Peek at the correct pronoun by covering it with the googly eyes.

You earned \$50 from doing chores. The money is now _____

MOVE THE GOOGLY EYES TO COVER THE CORRECT PRONOUN

his	hers	mine
ours	yours	theirs

Sadie gave me the doll. The doll is _____

MOVE THE GOOGLY EYES TO COVER THE CORRECT PRONOUN

his	hers
ours	yours

Read the sentence. Which pronoun would fit in the blank? Peek at the correct pronoun by covering it with the googly eyes.

Mia got a new cape. The cape is _____

MOVE THE GOOGLY EYES TO COVER THE CORRECT PRONOUN

his	hers	mine
ours	yours	theirs

Read the sentence. Which pronoun would fit in the blank? Peek at the correct pronoun by covering it with the googly eyes.

The team won the championship. The trophy is _____

MOVE THE GOOGLY EYES TO COVER THE CORRECT PRONOUN

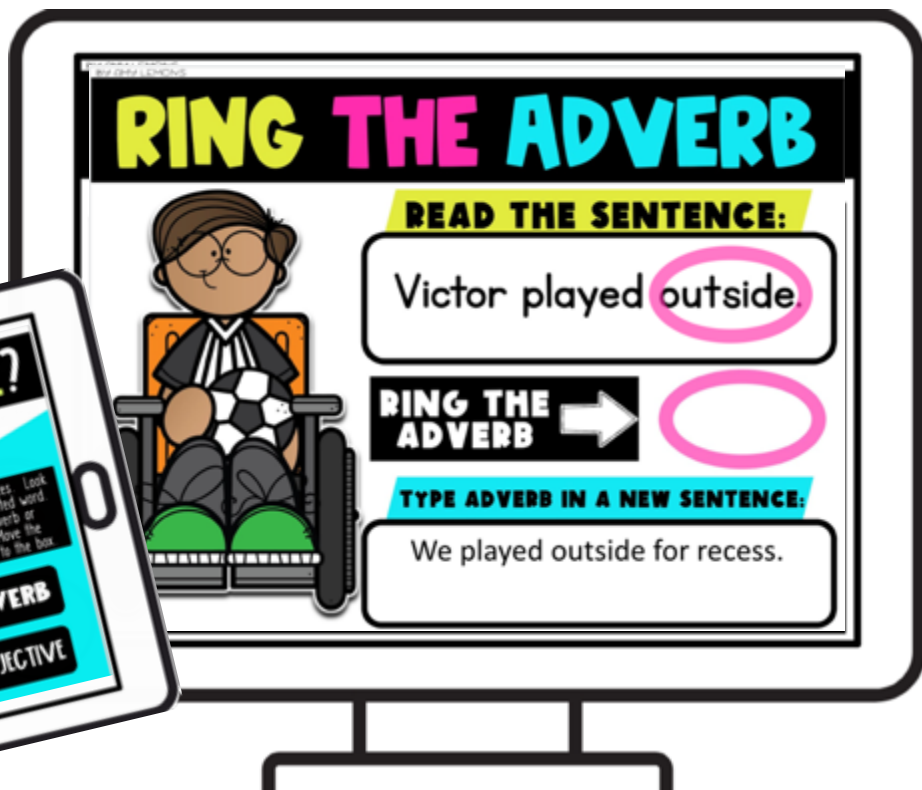
his	hers	mine
ours	yours	theirs



ADVERBS

DIGITAL ACTIVITIES

BY Amy Lemons



SEESAW™, GOOGLE SLIDES™, POWERPOINT™

ADVERBS: LET'S DESCRIBE AN ACTION!

Choose the adverb that would best describe the action. Move the arrow to point to the correct adverb.



quickly

slowly

ADVERBS: LET'S DESCRIBE AN ACTION!

Choose the adverb that would best describe the action. Move the arrow to point to the correct adverb.



patiently

violently

ADVERBS: LET'S DESCRIBE AN ACTION!

Adverbs can tell **HOW** something happens

My mom drove **carefully** through the traffic.



My mom drove _____ into the pool.

sadly

perfectly

very

ADVERBS: LET'S DESCRIBE AN ACTION!

Choose the adverb that would best describe the action. Move the arrow to point to the correct adverb.



joyfully

cruelly

colorfully

She **carefully** told _____

ADVERBS: LET'S DESCRIBE AN ACTION!

Choose the adverb that would best describe the action. Move the arrow to point to the correct adverb.



Victor kicked his legs _____ as he swung on the swings.

really

powerfully

sweetly

ADVERBS: LET'S DESCRIBE AN ACTION!

Choose the adverb that would best describe the action. Move the arrow to point to the correct adverb.



The clown smiled _____ performed his act.

swiftly

quietly

slowly

_____ as she played with her friends.

Choose the adverb that would best describe the action. Move the arrow to point to the correct adverb.

famously

quietly

fully

_____ as she was waiting for _____ to finish their work.

ADVERBS: LET'S DESCRIBE AN ACTION!

Choose the adverb that would best describe the action. Move the arrow to point to the correct adverb.



Monique _____ patted her covers down to make her bed.

fairly

gently

madly

ADVERBS: LET'S DESCRIBE AN ACTION!

Choose the adverb that would best describe the action. Move the arrow to point to the correct adverb.



Sam _____ threw the ball to his teammate.

loudly

dearly

nervously

ADVERBS OF TIME

READ THE SENTENCE:

Sergio always steps on bugs.



COVER THE ADVERB:

ADVERBS OF TIME

READ THE SENTENCE:

Carmen plays sports often.



COVER THE ADVERB:

plays sports often

ADVERBS OF TIME

READ THE SENTENCE:

Yesterday Julie raked the leaves.



COVER THE ADVERB:

raked Yesterday leaves

USE THE ADVERB IN A NEW SENTENCE:

ADVERBS OF TIME

Adverbs of time answer the questions: **WHEN** and **HOW OFTEN?**



now
tomorrow
already
early
today
soon
before
after
yesterday
later

always
never
frequently
sometimes
often
rarely
seldom
usually

ADVERBS OF TIME

READ THE SENTENCE:

Jose will wake up soon.



COVER THE ADVERB:

soon up wake

USE THE ADVERB IN A NEW SENTENCE:

ADVERBS OF TIME

READ THE SENTENCE:

Quinn waves at the bus daily.



COVER THE ADVERB:

daily waves bus

USE THE ADVERB IN A NEW SENTENCE:

We go to school daily.

ADVERBS OF TIME

READ THE SENTENCE:

Nona will receive her trophy tomorrow.



COVER THE ADVERB:

will tomorrow

USE THE ADVERB IN A NEW SENTENCE:

READ THE SENTENCE:

Marsha usually exercises.



COVER THE ADVERB:

Marsha exercises usually

USE THE ADVERB IN A NEW SENTENCE:

READ THE SENTENCE:

Latoya broke her arm today.



COVER THE ADVERB:

today broke her

USE THE ADVERB IN A NEW SENTENCE:

READ THE SENTENCE:

Kora will buckle her seatbelt now.



COVER THE ADVERB:

will now her

USE THE ADVERB IN A NEW SENTENCE:

ADVERB OF ADJECTIVE?



Read the sentences. Look at the highlighted word. Is it an adverb or adjective? Move the correct label to the box.

Thomas has

Cars are **skillfully** parked.

ADVERB OF ADJECTIVE?



Read the sentences. Look at the highlighted word. Is it an adverb or adjective? Move the correct label to the box.

Zara was a **beautiful** bride.

ADVERB OF ADJECTIVE?



Read the sentences. Look at the highlighted word. Is it an adverb or adjective? Move the correct label to the box.

Thomas was **shocked** that he was late.

Isaac kicked the ball **swiftly**.



Jenni went **rowing** yesterday.

Read the sentences. Look at the highlighted word. Is it an adverb or adjective? Move the correct label to the box.

ADVERB

ADJECTIVE

ADVERB OF ADJECTIVE?



Read the sentences. Look at the highlighted word. Is it an adverb or adjective? Move the correct label to the box.

Both of the boys were **guilty**.

ADVERB

ADJECTIVE

ADVERB OF ADJECTIVE?



Read the sentences. Look at the highlighted word. Is it an adverb or adjective? Move the correct label to the box.

Neveah skates **fearlessly** down the street.

ADVERB

Jadyn's shirt is **messy**.

ADJECTIVE

ADVERB

ADJECTIVE



Joelle always snores through the night.

Read the sentences. Look at the highlighted word. Is it an adverb or adjective? Move the correct label to the box.

ADVERB

ADJECTIVE

ADVERB OF ADJECTIVE?



Read the sentences. Look at the highlighted word. Is it an adverb or adjective? Move the correct label to the box.

Rick **politely** waited for his friends to arrive.

This watermelon is **delicious**.

The precious baby was **very** upset.

ADVERB



Taylor knocked **loudly**.

Read the sentences. Look at the highlighted word. Is it an adverb or adjective? Move the correct label to the box.

ADVERB

ADJECTIVE



The friends **lovingly** gave each other a gift.



Jamie is **adventurous**.

Read the sentences. Look at the highlighted word. Is it an adverb or adjective? Move the correct label to the box.

ADVERB

ADJECTIVE

PEEKING AT PRONOUNS

Read the sentence. Which pronoun would fit in the blank? Peek at the correct pronoun by covering it with the googly eyes.



_____ has a pumpkin.

PEEKING AT PRONOUNS

Read the sentence. Which pronoun would fit in the blank? Peek at the correct pronoun by covering it with the googly eyes.



Marco opens a gift. The gift is _____.

MOVE THE GOOGLY EYES TO COVER THE CORRECT PRONOUN




his	hers	mine
ours	yours	theirs



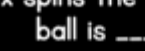
his	hers	mine
ours	yours	theirs



his	hers	mine
ours	yours	theirs



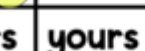
his	hers	mine
ours	yours	theirs



his	hers	mine
ours	yours	theirs



his	hers	mine
ours	yours	theirs



his	hers	mine
ours	yours	theirs



his	hers	mine
ours	yours	theirs



his	hers	mine
ours	yours	theirs



his	hers	mine
ours	yours	theirs



You cannot have those books. Those books are _____.

MOVE THE GOOGLY EYES TO COVER THE CORRECT PRONOUN



PEEKING AT PRONOUNS

Read the sentence. Which pronoun would fit in the blank? Peek at the correct pronoun by covering it with the googly eyes.

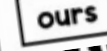


Mr. Gus has a cane. The cane is _____.


MOVE THE GOOGLY EYES TO COVER THE CORRECT PRONOUN




his	hers	mine
ours	yours	theirs



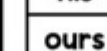
his	hers	mine
ours	yours	theirs



his	hers	mine
ours	yours	theirs



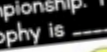
his	hers	mine
ours	yours	theirs



his	hers	mine
ours	yours	theirs



his	hers	mine
ours	yours	theirs



his	hers	mine
ours	yours	theirs



his	hers	mine
ours	yours	theirs



his	hers	mine
ours	yours	theirs

PEEKING AT PRONOUNS

Read the sentence. Which pronoun would fit in the blank? Peek at the correct pronoun by covering it with the googly eyes.



Alex spins the ball. The ball is _____.

MOVE THE GOOGLY EYES TO COVER THE CORRECT PRONOUN



his	hers	mine
ours	yours	theirs



his	hers	mine
ours	yours	theirs



his	hers	mine
ours	yours	theirs



his	hers	mine
ours	yours	theirs



his	hers	mine
ours	yours	theirs



his	hers	mine
ours	yours	theirs

PEEKING AT PRONOUNS


Read the sentence. Which pronoun would fit in the blank? Peek at the correct pronoun by covering it with the googly eyes.

You earned \$50 from doing chores. The money is now _____.

MOVE THE GOOGLY EYES TO COVER THE CORRECT PRONOUN



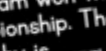
his	hers	mine
ours	yours	theirs



his	hers	mine
ours	yours	theirs



his	hers	mine
ours	yours	theirs



his	hers	mine
ours	yours	theirs



his	hers	mine
ours	yours	theirs



his	hers	mine
ours	yours	theirs

PEEKING AT PRONOUNS

Read the sentence. Which pronoun would fit in the blank? Peek at the correct pronoun by covering it with the googly eyes.




Mia got a new cape. The cape is _____.

MOVE THE GOOGLY EYES TO COVER THE CORRECT PRONOUN



his	hers	mine
ours	yours	theirs



his	hers	mine
ours	yours	theirs



his	hers	mine
ours	yours	theirs

his	hers	mine
ours	yours	theirs

his	hers	mine
ours	yours	theirs

his	hers	mine
ours	yours	theirs

his	hers	mine
ours	yours	theirs

his	hers	mine
ours	yours	theirs

his	hers	mine
ours	yours	theirs

his	hers	mine
ours	yours	theirs

his	hers	mine
ours	yours	theirs

his	hers	mine
ours	yours	theirs

his	hers	mine
ours	yours	theirs

his	hers	mine
ours	yours	theirs

his	hers	mine
ours	yours	theirs

his	hers	mine
ours	yours	theirs

his	hers	mine
ours	yours	theirs

his	hers	mine
ours	yours	theirs

his	hers	mine
ours	yours	theirs

his	hers	mine
ours	yours	theirs

his	hers	mine
ours	yours	theirs

his	hers	mine
ours	yours	theirs

his	hers	mine
ours	yours	theirs

his	hers	mine
ours	yours	theirs

his	hers	mine
ours	yours	theirs

his	hers	mine
ours	yours	theirs

his	hers	mine
ours	yours	theirs

his	hers	mine
ours	yours	theirs

his	hers	mine
ours	yours	theirs

his	hers	mine
ours	yours	theirs

his	hers	mine
ours	yours	theirs

his	hers	mine
ours	yours	theirs

his	hers	mine
ours	yours	theirs

his	hers	mine
ours	yours	theirs

his	hers	mine
ours	yours	theirs

his	hers	mine
ours	yours	theirs

his	hers	mine
ours	yours	theirs

his	hers	mine
ours	yours	theirs

his	hers	mine
ours	yours	theirs

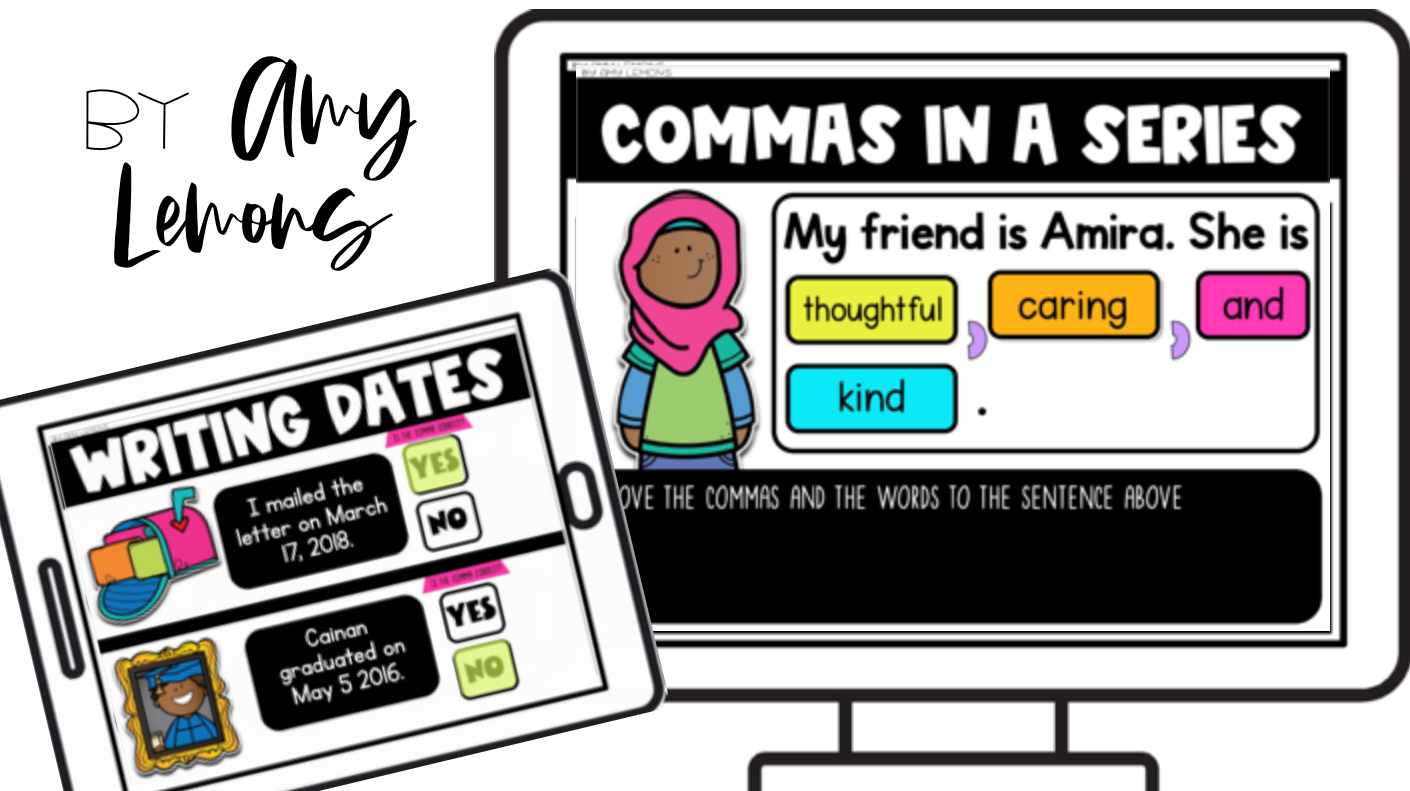
his	hers	mine
ours	yours	theirs

his</

COMMAS

DIGITAL ACTIVITIES

BY *Amy Lemons*



SEESAW™, GOOGLE SLIDES™, POWERPOINT™

WRITING DATES



We are going skating for my birthday on June, 2 2015.

YES

NO

WRITING DATES



Julia got married on February 3, 1985.

YES

NO

WRITING DATES



Nik has a soccer game on July, 15 2015.

YES

NO

WRITING DATES

You can write the DATE using the month, day, and year.

February 21, 2022

THE MONTH STARTS WITH A CAPITAL LETTER

We went to Monster Jam on November 2, 2017.

YES

NO

WRITING DATES

We won the bowling championship on, March 2 1990.

YES

NO

May 29, 1974

THE COMMA GOES AFTER THE DAY

WRITING DATES



I mailed the letter on March 17, 2018.

YES

NO

My family hosted a BBO luncheon on April 20, 2019.

YES

NO

WRITING DATES



I have a meeting in New York City on June, 20 2020.

YES

NO

They are having a sleepover on September 16 2021.

YES

NO



Cainan graduated on May 5 2016.

YES

NO

Ricky made his first basket on October 1, 2017.

YES

NO

We will conduct a science experiment on December 1, 2019.



My class had a test on August 30, 2020.

YES

NO

FIX THE MISTAKES IN THE DATE. TYPE IT CORRECTLY.

march 3 2010



Carl and Tonya went camping on June 3 2014.

YES

NO

FIX THE MISTAKES IN THE DATE. TYPE IT CORRECTLY.

october 24 2022

COMMAS IN A SERIES



Ryan takes his
[] [] []
[] [] []

COMMAS IN A SERIES



Joelle loves sports. She plays
[] [] []
[] [] []

COMMAS IN A SERIES



Matt brought his
[] [] []
[] to class.

COMMAS IN A SERIES

You can use **COMMAS** to separate three or more words or phrases in a series.



Daria, Tony, and Kayla play recess together.

MOVE THE COMMAS AND THE WORDS TO THE SENTENCE ABOVE

- pencil
- paper
- crayons

COMMAS IN A SERIES

Tre put on his
[] [] []
[] [] []

MOVE THE COMMAS AND THE WORDS TO THE SENTENCE ABOVE

- rf
- hat
- mitten

COMMAS IN A SERIES



Lea turned 9. She
[] []
[] for her birthday.

MOVE THE COMMAS AND THE WORDS TO THE SENTENCE ABOVE

- and
- toy
- book

COMMAS IN A SERIES



My friend is Amira. She is
[thoughtful] [caring] [and]
[kind] .

MOVE THE COMMAS AND THE WORDS TO THE SENTENCE ABOVE

[] loves to read. He reads
[] [] []
[] [] []

MOVE THE COMMAS AND THE WORDS TO THE SENTENCE ABOVE

- ers
- biographies
- comics

COMMAS IN A SERIES



Tia loves sweets. She eats
[] [] []
[] [] []

MOVE THE COMMAS AND THE WORDS TO THE SENTENCE ABOVE

- and
- cake
- ice cream
- cookies



Tara took her
[] [] []
[] to the beach.

MOVE THE COMMAS AND THE WORDS TO THE SENTENCE ABOVE

- and
- towel
- sunglasses
- sunscreen

WRITING ADDRESSES



Look at the envelope. Move the comma to the correct spot. There are two errors with capitals. Move the blue rectangles to cover the mistakes.




Malik

WRITING ADDRESSES



Look at the envelope. Move the comma to the correct spot. There are two errors with capitals. Move the blue rectangles to cover the mistakes.



Chase Martin
255 church St
newaldsburg OH 43068



WRITING ADDRESSES

Look at the envelope. Move the comma to the correct spot. There are two errors with capitals. Move the blue rectangles to cover the mistakes.



Maria Rivera

WRITING ADDRESSES

Look at the envelope. Move the comma to the correct spot. There are two errors with capitals. Move the blue rectangles to cover the mistakes.



Brianna Hicks
3219 Havana blvd
rochester NY 14617

WRITING ADDRESSES



Look at the envelope. Move the comma to the correct spot. There are two errors with capitals. Move the blue rectangles to cover the mistakes.



Cleo Perez
463 main Street
colorado Springs CO 8

WRITING ADDRESSES




Look at the envelope. Move the comma to the correct spot. There are two errors with capitals. Move the blue rectangles to cover the mistakes.



Darius Wallace
101 front st
Topeka, KS 66614

WRITING ADDRESSES

Look at the envelope. Move the comma to the correct spot. There are two errors with capitals. Move the blue rectangles to cover the mistakes.



Kylee Stevens
482 trailblazer Rd
springfield VA 22152

WRITING ADDRESSES



Look at the envelope. Move the comma to the correct spot. There are two errors with capitals. Move the blue rectangles to cover the mistakes.



Donald Miller
6271 monitor Rd
hudson NH 03051

WRITING ADDRESSES



Look at the envelope. Move the comma to the correct spot. There are two errors with capitals. Move the blue rectangles to cover the mistakes.



Jemila Williamson
900 orchard Ln
raleigh NC 27604



Look at the envelope. Move the comma to the correct spot. There are two errors with capitals. Move the blue rectangles to cover the mistakes.



Zian Lee
394 beltline Ave
worchester MA 01602

HAPPY COMMAS

Read the sentences. One sentence has HAPPY commas. Move the Happy Comma Badge to that sentence. The other sentences do NOT have happy commas. Move the green commas to where they should be in the sentences.

Ava, Marcus, and Nathan watched a movie.

HAPPY COMMAS

Read the sentences. One sentence has HAPPY commas. Move the Happy Comma Badge to that sentence. The other sentences do NOT have happy commas. Move the green commas to where they should be in the sentences.

We ate chicken potatoes, and corn for dinner.

HAPPY COMMAS

Read the sentences. One sentence has HAPPY commas. Move the Happy Comma Badge to that sentence. The other sentences do NOT have happy commas. Move the green commas to where they should be in the sentences.

My hobbies are painting, and singing.

HAPPY COMMAS

Read the sentences. One sentence has HAPPY commas. Move the Happy Comma Badge to that sentence. The other sentences do NOT have happy commas. Move the green commas to where they should be in the sentences.

The farm has cows, chickens, and pigs.

HAPPY COMMAS

Read the sentences. One sentence has HAPPY commas. Move the Happy Comma Badge to that sentence. The other sentences do NOT have happy commas. Move the green commas to where they should be in the sentences.

Please stay quiet calm, still during the test.

We went on a hike in Denver Colorado.

Love to Tulsa, Oklahoma.

Will graduate

Family went camping Texas.

Our game is on January 19 2020.

HAPPY COMMAS

Read the sentences. One sentence has HAPPY commas. Move the Happy Comma Badge to that sentence. The other sentences do NOT have happy commas. Move the green commas to where they should be in the sentences.

Dogs, cats, and fish make good pets.

Be on 2023.

Read the sentences. One sentence has HAPPY commas. Move the Happy Comma Badge to that sentence. The other sentences do NOT have happy commas. Move the green commas to where they should be in the sentences.

Id, and sister tomorrow.

HAPPY COMMAS

My favorite colors are red pink, and purple.

Todd lives in Orlando Florida.

to Dallas work.

We visited Charlotte, North Carolina.

Today is March 8, 2009.

pens 2021.

I was born on August 8 1999.

HAPPY COMMAS

Read the sentences. One sentence has HAPPY commas. Move the Happy Comma Badge to that sentence. The other sentences do NOT have happy commas. Move the green commas to where they should be in the sentences.

My best friends are Jose Harry, and Max.

I love to swim run, and play.

Betty moved to Atlanta Georgia.

Juan lives in Phoenix, Arizona.

They received the trophy on July 5, 2017.

Israel was born on October 13 2012.

