
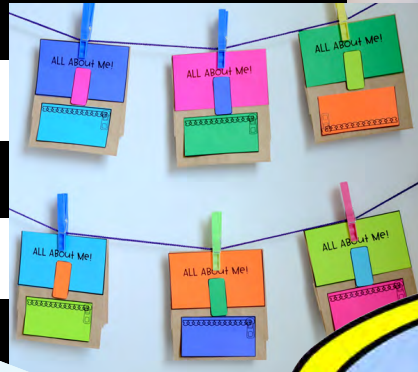
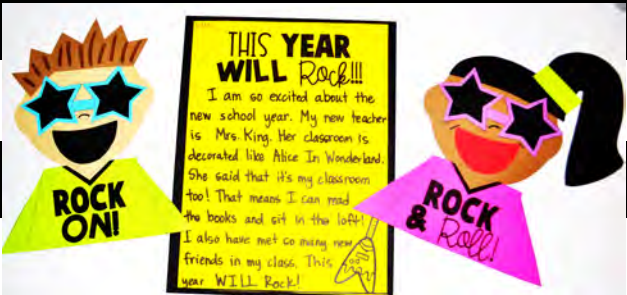



# BACK TO SCHOOL 2



TOP TEN  
ACTIVITIES  
2 KICKSTART  
YOUR YEAR!



by: hope king and amy lemons

# activity **10**

## get to know you SNAP!



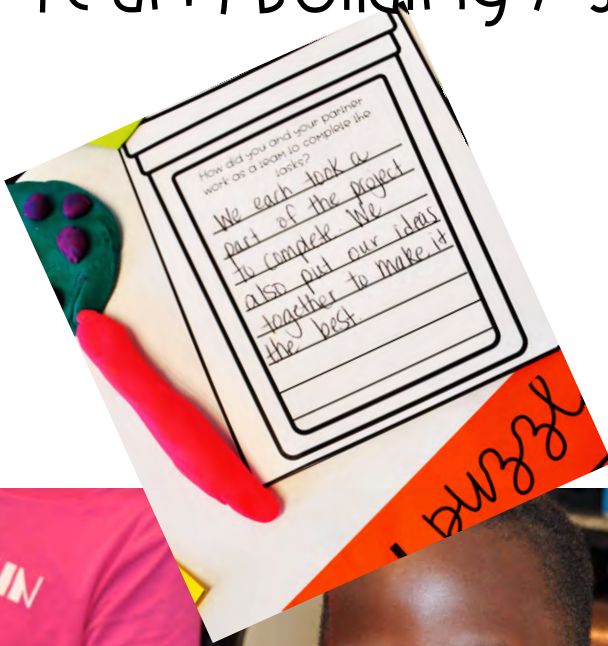
A get you  
know you  
CARD  
game!

# activity



## PLAY DOUGH PUZZLERS

Team Building / STEAM activities



# activity

## Hit the Target



WHITE OR ORANGE PAPER

PAPER



activity 8  
TARGET

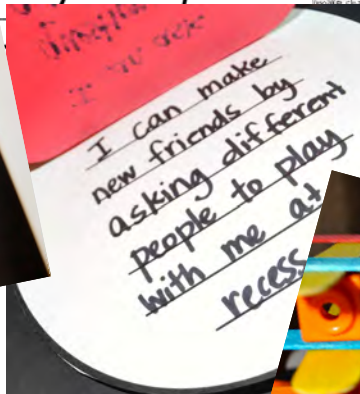

We are going to explore the world of goal setting for their own goals for the year, complete a STEM project that involves the goal setting process.

Students in groups of 3-4, use pipe sticks and wooden cubes or linking cubes. They are going to create the tallest structure possible using sticks and cubes. That will be their goal.

As to achieve their plan BEFORE starting. Tell us what we want to accomplish a goal then we plan in steps. How will we accomplish that goal?

about 5-7 minutes to begin their structure and tell others that sometimes when we reach a goal, life throws us a curveball. We adjust and make necessary changes. group one cup. This students will have BEST stand on just one cup. Students will have their own goal and how they will reach it.

of the one structure, pull taking process trying out the




## Goal Setting with STEM & CRAFT

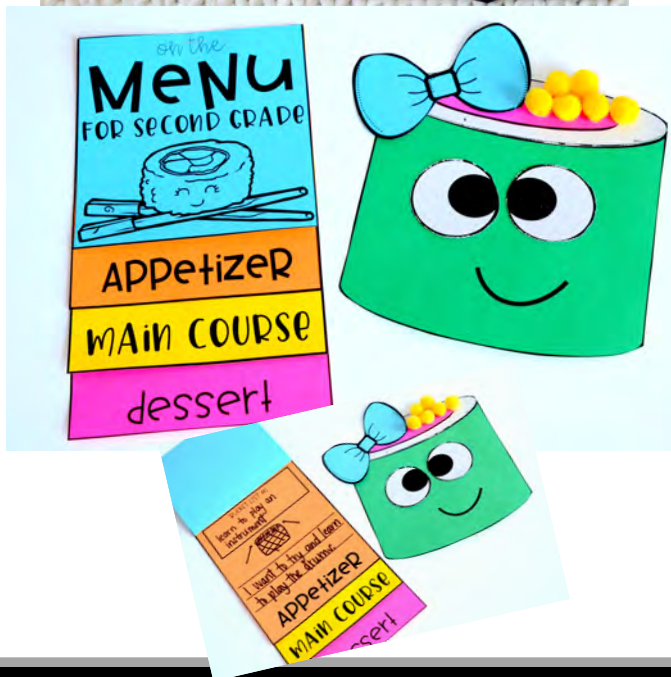


# activity **7**

## YOLO FOR YOKO!



Students read the story YOKO and then write about three bucket list items they have for this school year.



Then they create a fun sushi craft to display with their writing.

# activity 7

## FRIENDSHIP SUSHI



During this activity, the students will be creating a fun beginning of the year snack as they learn about the importance of friendship. Read each poem and follow the instructions to create your friendship sushi. At the conclusion of making their treat, students will complete a how-to writing to show the steps in making Friendship Sushi!

# activity 6

## Cootie CATCHERS

### get to know you Activity

NAME: \_\_\_\_\_

### LET ME GET TO KNOW YOU!



FRIEND:	SOMETHING NEW YOU LEARNED ABOUT THEM:






FRIEND:	SOMETHING NEW YOU LEARNED ABOUT THEM:
Joelle	Her toy would say "Israel stop touching me"
Amy	She would have panda bears at her panda
Israel	Israel want places with
Jared	



# activity 5

## Riding into A New Year!

Warm Up: Back To School Riddles



- Answers:
1. Write On
  2. The Ruler
  3. Miss-tory
  4. The Library
  5. The Cheetah






# activity 5

## Riding into A New Year!

Directed Drawing and Writing



NAME:

RIDING into (A)  
**New Year!**

I am riding into 2<sup>nd</sup> grade with a HUMONGOUS grin on my face! Last year was awesome, but this year we get to eat snack and learn multiplication! I can't wait to play games on the computer and work with my friends!

# activity

## THIS YEAR WILL ROCK

Photo Booth Props

PHOTO BOOTH PROPS: SPEECH BUBBLES

PHOTO BOOTH PROPS: GUITAR- PART ONE



activity



# THIS YEAR WILL ROCK

Photo Frame Decor



# activity 4

## THIS YEAR WILL ROCK

Rock and Roll Craft and Writing

NAME: \_\_\_\_\_


THIS YEAR WILL Rock!!!

EAR Rock!!!

Star

Colored Paper


Boy and Girl Hair



**ROCK & Roll!**

**THIS YEAR WILL Rock!!!**


I am so excited about the new school year. My new teacher is Mrs. King. Her classroom is decorated like Alice In Wonderland. She said that it's my classroom too! That means I can read the books and sit in the loft! I also have met so many new friends in my class. This year WILL Rock!



**ROCK ON!**

**THIS YEAR WILL Rock!!!**

I am so excited about the new school year. My new teacher is Mrs. King. Her classroom is decorated like Alice In Wonderland. She said that it's my classroom too! That means I can read the books and sit in the loft! I also have met so many new friends in my class. This year WILL Rock!



# activity 3

## DON'T SINK MY SHIP

What is your favorite color?	When in your birthday?	How long have you gone to our school?	What are your hobbies?	What is your favorite TV show?
Who is your best friend?	What do you do on the weekends?	What is your favorite movie?	How many siblings do you have?	What do you eat for breakfast?
Do you buy or bring your lunch?	What is your favorite meal?	Do you have any pets?	Who was your kindergarten teacher?	What do you like to do at recess?
What is your favorite subject?	How do you get home from school?	What is your favorite game?	What do you want to be when you grow up?	What is your favorite season?
What is your favorite book?	Where would you like to go on vacation?	What is your favorite restaurant?	What do you do after school?	How old are you?
What is your favorite animal?	What is your favorite drink?	Who is your favorite teacher?	What time do you wake up before school?	What is your favorite weather?



my game board Place boats here:


1	2	3	4	5	6	7	8
9	10	11	12	13	14	15	16
17	18	19	20	21	22	23	24
25	26	27	28	29	30	31	32
33	34	35	36	37	38	39	40
41	42	43	44	45	46	47	48



**HOW TO PLAY:**  
 Across from your partner. Put a letter or look it between you so that you can't see each other's boards.  
 Secretly place your four slips on your top grid. You can place them horizontally or vertically, but not diagonally. You can NOT change the position of any slip once the game has begun.  
 The other partner has secretly placed their four slips. It is time to begin the game.  
 Player 1 calls out a "Get to Know You" question. Player 2 answers them. Now Player 1 calls out a number. Player 2 puts a slip in the place of that slip. If that number is covered by a slip they say "HIT". Player 1 will go to their bottom board and draw a circle around that number. If that number is NOT covered by a slip they say "MISS". Player 1 would draw an X over that number showing it isn't covered by a slip. Player 2 also must keep up with the X's on their own slips. Draw a small piece such as a counter, cube, or pom pom when the other player HITS the slip by calling out a number it is covering.  
 Once the other player has called out all of the numbers covered by a particular slip, the player must give that slip to the other player because it has been SUNK.  
 When all other player's call out a "Get to Know You" question answer it, call out a number and respond with "HIT" or "MISS".  
 Game continues until all four slips have been SUNK by a player!


don't sink my ship!

1	2	3	4	5	6	7	8
9	10	11	12	13	14	15	16
17	18	19	20	21	22	23	24
25	26	27	28	29	30	31	32
33	34	35	36	37	38	39	40
41	42	43	44	45	46	47	48



# activity

## ALL ABOUT Me BAGS



Building classroom community. Students complete the question stems. Then a new student is selected each day to share.



# activity **1**

## QUALITY CHARACTER

Ten Days of Character Education Lessons

