


# BACK TO SCHOOL

# ELA STATIONS



# SCHOOL-TIME SENTENCES

## SCHOOL-TIME SENTENCES

### Student Directions:

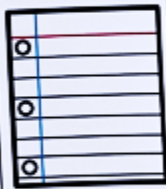
1. Put the picture cards into a stack.
2. Choose a card.
3. Find the matching picture on your paper.
4. Write a sentence that includes the word on your card.

Does your sentence...

- ✓ Have a capital?
- ✓ Have punctuation?
- ✓ Make sense?




scissors



paper



backpack



## School-time Sentences

I use my scissors to cut paper.

My name is on the paper.

My backpack is blue.

My favorite book is Dog Man.

# A COLORFUL ORDER

## A COLORFUL ORDER

### Student Directions:

1. Lay out the picture cards in front of you.
2. Put the color words into ABC Order.
3. Write the words in ABC order on your paper.
4. On the back, write about your favorite color. Why is it your favorite?



My Favorite



## A Colorful Order

Name: \_\_\_\_\_

1. black
2. blue
3. brown
4. gray
5. green
6. orange
7. pink
8. purple
9. red
10. turquoise
11. yellow
12. white



- purple
- green
- gray
- blue
- black
- turquoise
- red
- yellow
- pink
- brown
- white
- orange



# MAKING WORDS

**MAKING WORDS**

**Student Directions:**

1. Lay the letter cards in front of you.
2. Rearrange the letters to make new words.
3. Try to make as many different words as you can.
4. Write the words that you make in the correct oval on your paper.
5. On the back, choose 3 words that you made to write into a sentence. Draw a picture for each sentence.

**2 LETTER WORDS**

- me
- we
- be
- am

**3 LETTER WORDS**

- Cab
- Cow
- low
- bam
- law
- bow
- mow

**4 LETTER WORDS**

- meat
- meek
- walk
- wake
- coke
- meek
- back
- come
- comb
- coal
- wake
- cake
- clam
- lamb
- week

**5 OR MORE LETTER WORDS**

- cloak
- bloak
- clock
- clack
- black

**Letters:** c, l, o, c, k

# SYLLABLE SORT

**ONE  
SYLLABLE**



bus

BOOK



**TWO  
SYLLABLES**



SCISSORS



ruler

**THREE  
- or more -  
SYLLABLES**



calculator

## SYLLABLE SORT

### Student Directions:

- Put the picture cards into a stack.
- Take the top card and read the word.
- How many syllables does the word have? Lay it on the correct syllable sorting mat.
- As you are sorting the words, write the word from the card onto your paper. Make sure you write it in the correct box!
- On the back, choose 2 picture cards. Write the word in a sentence and draw a picture for your sentence.



## Sorting Syllables

**1 syllable**

Swing  
bus  
paint  
write  
glue  
chalk

**2 syllables**

lunchbox  
playground  
journal  
marker  
paper  
backpack  
tissue  
ruler

**3 or more syllables**

Calculator  
Calendar  
Substitute  
exercise

Name: \_\_\_\_\_

Choose 2 picture cards. Write the word in a sentence, and draw a picture for your sentence.

**AUGUST**

SUN	MON	TUE	WED	THU	FRI	SAT
1	2	3	4	5	6	7
8	9	10	11	12	13	14
15	16	17	18	19	20	21
22	23	24	25	26	27	28
29	30	31				

day is marked leader.

# RHYME TIME

## RHYME TIME

### Student Directions:

1. Put the cards in a stack in front of you.
2. Choose a card from the stack.
3. Read the word.
4. Think of a word that rhymes with the word on your card.
5. Find the matching number on your paper. Write the word from the card first. Then, write a word that rhymes next to that word.
6. On the back, color the words that rhyme.



name: \_\_\_\_\_

## Rhyme Time

WORD ON CARD	RHYMES WITH	WORD ON CARD	RHYMES WITH	WORD ON CARD	RHYMES WITH
1. mug	rug	7. tree	me	13. pig	dig
2. crab	fab	8. home	Rome	14. win	twin
3. bee	tree	9. car	far	15. nap	rap
4. sun	run	10. cat	pat	16. hive	five
5. snail	mail	11. mom	Tom	17. light	bite
6. hen	pen	12. tag	flag	18. hop	pop



1. mug



7. tree



13. pig

# ALL ABOUT ME

## ALL ABOUT ME

### Student Directions:

1. Fill out the "All About Me" paper using words and pictures.
2. On the back, draw a picture of yourself. Write a short story describing you. How old are you? What do you look like? What do you like to do? What are you good at?



This is me:

A Story about

**My hobby:** basketball

**My favorite food:** tacos

**My favorite color:** green

**My favorite book:** CRT KD

**My family:** (drawing of three people)

**All About Me!** (drawing of a boy)

**My favorite movie:** Spider-Man

# HANDY HELPERS

## HANDY HELPERS

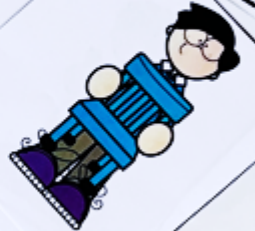
### Student Directions:

1. Lay the picture cards out in front of you.
2. Put the sentence cards into a stack.
3. Choose 1 sentence card at a time.
4. Read the sentence. Find the picture that matches the sentence.
5. After you have made all of your matches, write the sentence CORRECTLY next to the correct picture on your paper. Don't forget the capitals and punctuation!









mia cleans the desk after school

vera turns off the computer



## Handy Helpers

Name: \_\_\_\_\_

	Theo sweeps the floor.
	Landry collects the tablets.
	Mira and Ted read books together.
	Erika waits behind Zach.
	Mazie pushes Zyan on the swing.
	The kids hold the jumprope.

pers

school.

lets.



# NAME THOSE NOUNS

## NAME THOSE NOUNS

### Student Directions:

1. Lay the 3 sorting mats in front of you.
2. Put the word cards into a stack.
3. Choose a word card.
4. Ask yourself, "Is this word a person, place, or a thing?"
5. Lay the word on the correct sorting mat.
6. Write the word in the correct box on your paper.



Name \_\_\_\_\_

## Name Those Nouns

### PERSON

athlete  
student  
coach  
girl  
baby  
principal  
teacher  
woman  
father  
firefighter

### PLACE

zoo park  
house gym  
lake store  
mall bank  
farm  
post office

### THING

phone  
star  
cat  
soap bear  
apple toy  
ring  
cup

## I'M A PERSON



## I'M A PLACE



## I'M A THING



## PERSON

## PLACE

## THING

# STARS AT SCHOOL

## STARS AT SCHOOL

### Option 1:

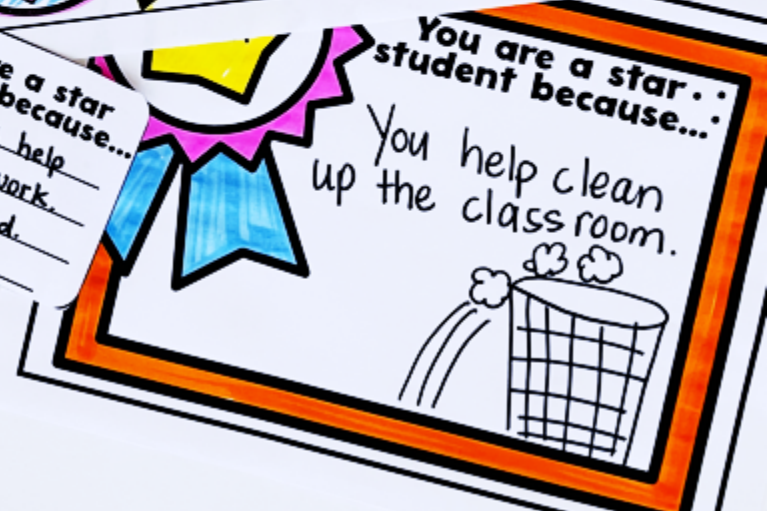

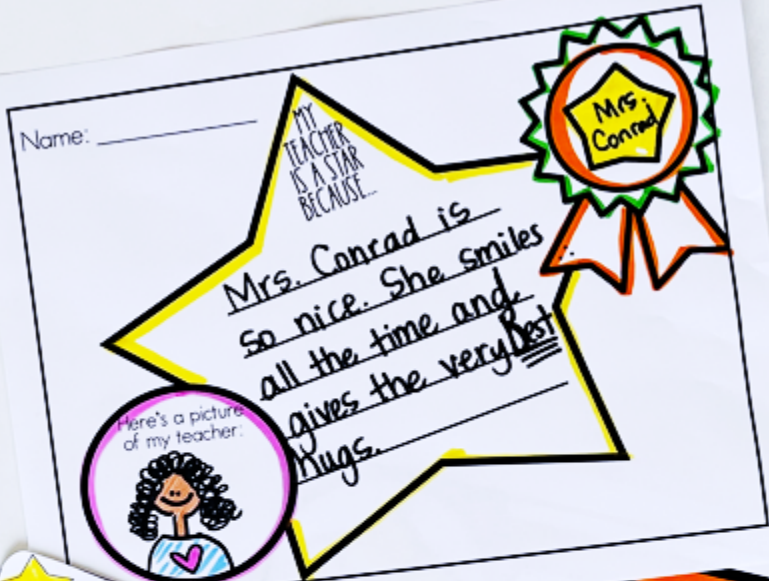
My teacher is a star because...

What makes your teacher special? Write about your teacher in the star. Draw a picture of your teacher in the circle.

### Option 2:

You're a star student because...

Write a little note to a classmate. Make sure to say only nice things! When finished, give the note to the student.



# ADJECTIVE ORCHARD

## ADJECTIVE ORCHARD

### Student Directions:

1. Put the picture cards into a stack.
2. Choose a card.
3. Look at the picture that is inside of the apple. What adjectives can you use to describe the picture?
4. Find the correct box on your paper.
5. Write three adjectives that describe the object.



Name: \_\_\_\_\_

Choose 2 picture cards. Draw and color the picture. Use the adjectives that you came up with to write a sentence for each picture.

I licked  
ice cream  
hot sun

Name: \_\_\_\_\_

## Adjective Orchard

	ADJECTIVE #1:	ADJECTIVE #2:	ADJECTIVE #3:
	cold	tasty	sweet
	sizzling	cheesy	delicious
	green	sharp	pointy
	enormous	gray	smart
	beautiful	quick	colorful
	brilliant	bright	interesting

