

Digital Math Activities for COUNTING COINS

POWER POINT, SEESAW,™ & GOOGLE SLIDES™

MADE BY: AMY LEMONS



- 4 digital activities for counting coins to 99 cents:
- Fill the Bank
 - Count the Coins
 - Show Me a New Way
 - What Can I Buy?

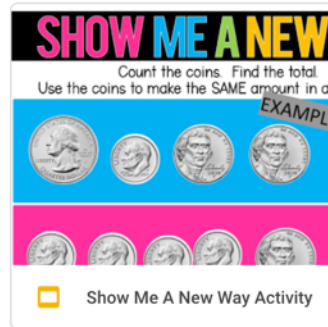
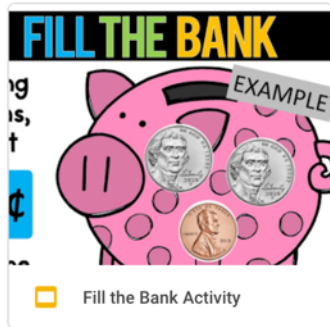
Digital Math Activities for COUNTING COINS

POWER POINT, SEESAW,™ & GOOGLE SLIDES™

MADE BY: AMY LEMONS

My Drive > Digital Learning: Counting Coins by Amy Lemons ▾

Files



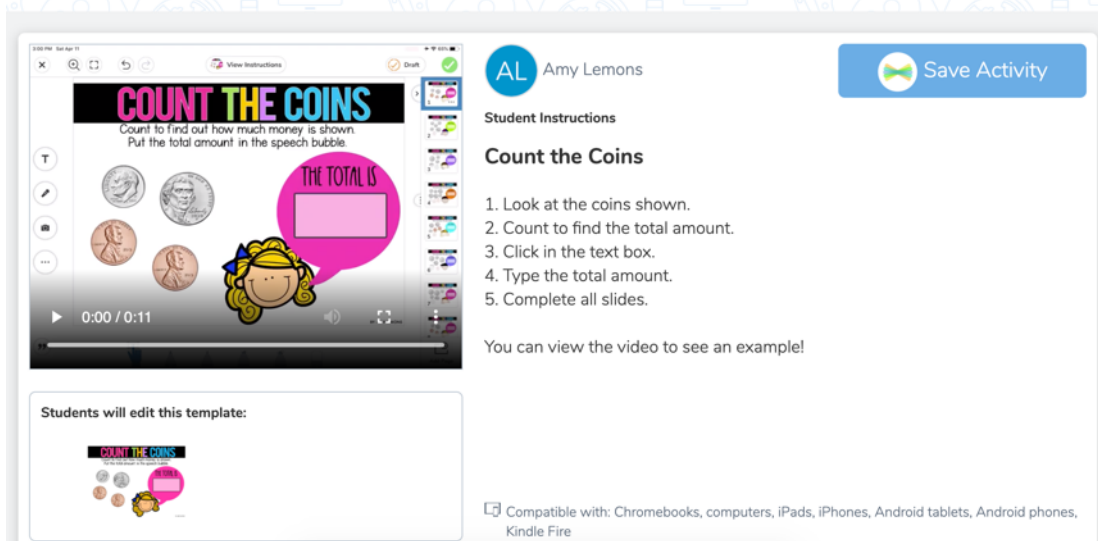
upload and use in:

• **GOOGLE™**

Digital Math Activities for **COUNTING COINS**

POWER POINT, SEESAW,™ & GOOGLE SLIDES™

MADE BY: AMY LEMONS



The screenshot shows a digital activity interface. At the top left, there's a video player with a play button and a progress bar showing 0:00 / 0:11. The video content displays the title 'COUNT THE COINS' in large, colorful letters. Below the title, it says 'Count to find out how much money is shown. Put the total amount in the speech bubble.' There are images of a quarter, a dime, and two pennies. A pink speech bubble with a cartoon girl's face says 'THE TOTAL IS' followed by a blank box for the answer. To the right of the video player, there's a 'Save Activity' button with a bow tie icon. Below the video player, there's a section titled 'Students will edit this template:' with a small thumbnail of the activity. On the right side of the interface, there's a user profile for 'Amy Lemons' with a blue circular icon containing 'AL'. Below the profile, there's a 'Student Instructions' section with the title 'Count the Coins' and a list of five steps: 1. Look at the coins shown. 2. Count to find the total amount. 3. Click in the text box. 4. Type the total amount. 5. Complete all slides. Below the instructions, it says 'You can view the video to see an example!'. At the bottom right, there's a compatibility note: 'Compatible with: Chromebooks, computers, iPads, iPhones, Android tablets, Android phones, Kindle Fire'.

preloaded to use in:

• **SEESAW™**

Digital Math Activities for COUNTING COINS

POWER POINT, SEESAW,™ & GOOGLE SLIDES™

MADE BY: AMY LEMONS

FILL THE BANK

Using coins, put

57¢

in the bank!



BY: AMY LEMONS

students respond with

- MOVABLE COINS AND/OR TEXT BOXES

Digital Math Activities for COUNTING COINS

POWER POINT, SEESAW, TM & GOOGLE SLIDES TM

MADE BY: AMY LEMONS



1. SEESAW
Digital A...oins.pdf



2. Google Digital
Activitie...oins.pdf



3. Power
Point.pdf



Count the Coins
Activity.pptx



Fill the Bank
Activity.pptx



Show Me A New
Way Activity.pptx



What Can I Buy
Activity.pptx

also...

- EASY TO FOLLOW VIDEOS FOR UPLOADING ACTIVITIES TO GOOGLE AND SEESAW
- POWERPOINT FILES FOR EACH ACTIVITY

COUNT THE COINS

Count to find out how much money is shown.
Put the total amount in the speech bubble.

COUNT THE COINS

Count to find out how much money is shown.
Put the total amount in the speech bubble.

COUNT THE COINS

Count to find out how much money is shown.
Put the total amount in the speech bubble.

COUNT THE COINS

Count to find out how much money is shown.
Put the total amount in the speech bubble.

COUNT THE COINS

Count to find out how much money is shown.
Put the total amount in the speech bubble.

COUNT THE COINS

Count to find out how much money is shown.
Put the total amount in the speech bubble.

COUNT THE COINS

Count to find out how much money is shown.
Put the total amount in the speech bubble.

COUNT THE COINS

Count to find out how much money is shown.
Put the total amount in the speech bubble.

COUNT THE COINS

Count to find out how much money is shown.
Put the total amount in the speech bubble.

COUNT THE COINS

Count to find out how much money is shown.
Put the total amount in the speech bubble.

COUNT THE COINS:
STUDENTS COUNT THE COLLECTION OF COINS.
STUDENTS TYPE THE TOTAL AMOUNT SHOWN.

THE TOTAL IS

THE TOTAL IS

THE TOTAL IS

THE TOTAL IS

THE TOTAL IS

THE TOTAL IS

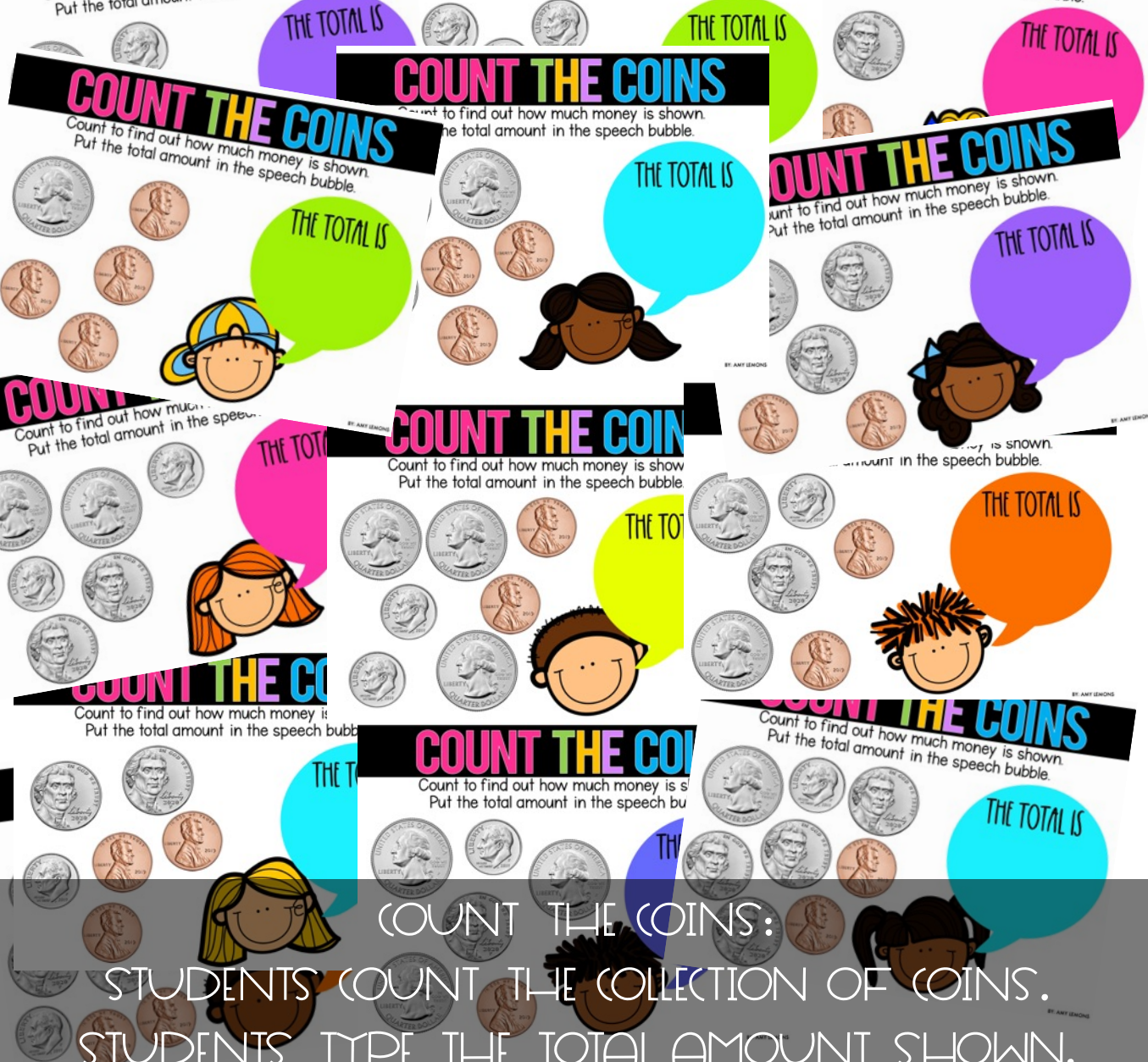
THE TOTAL IS

THE TOTAL IS

THE TOTAL IS

THE TOTAL IS

THE TOTAL IS



FILL THE BANK

Using coins,



Using coins, put

FILL THE BANK



FILL THE BANK




FILL THE BANK

Using coins, put



FILL THE BANK



FILL THE BANK



79¢

in the bank!

33¢

in the bank!

FILL THE BANK

Using coins, put




FILL THE BANK

Using coins, put



Using coins, put



50¢

in the bank!

46¢

in the bank!

28¢

in the bank!

FILL THE BANK

Using coins, put




FILL THE BANK

Using coins, put



Using coins, put



95¢

in the bank!

85¢

in the bank!

75¢

in the bank!

STUDENTS USE THE MOVABLE COINS (NOT SHOWN) TO FILL THE BANK WITH THE AMOUNT SHOWN

SHOW ME A NEW WAY

Count the coins. Find the total.
Use the coins to make the SAME amount in a NEW way.



TOTAL:

SHOW ME A NEW WAY

Count the coins. Find the total.
Use the coins to make the SAME amount in a NEW way.



TOTAL:

SHOW ME A NEW WAY


Count the coins. Find the total.
Use the coins to make the SAME amount in a NEW way.



TOTAL:

SHOW ME A NEW WAY

Count the coins. Find the total.
Use the coins to make the SAME amount in a NEW way.



TOTAL:

SHOW ME A NEW WAY

Count the coins. Find the total.
Use the coins to make the SAME amount in a NEW way.



TOTAL:

SHOW ME A NEW WAY

Count the coins. Find the total.
Use the coins to make the SAME amount in a NEW way.



TOTAL:

SHOW ME A NEW WAY

Count the coins. Find the total.
Use the coins to make the SAME amount in a NEW way.



SHOW ME A NEW WAY

Count the coins. Find the total.
Use the coins to make the SAME amount in a NEW way.



Count the coins. Find the total.
Use the coins to make the SAME amount in a NEW way.



TOTAL:

TOTAL:

SHOW ME A NEW WAY

Count the coins. Find the total.
Use the coins to make the SAME amount in a NEW way.



SHOW ME A NEW WAY

Count the coins. Find the total.
Use the coins to make the SAME amount in a NEW way.



SHOW ME A NEW WAY

Count the coins. Find the total.
Use the coins to make the SAME amount in a NEW way.



TOTAL:

TOTAL:

SHOW ME A NEW WAY:
STUDENTS COUNT THE COLLECTION OF COINS. TYPE THE AMOUNT. THEN STUDENTS USE THE MOVABLE COINS (NOT SHOWN) TO MAKE THAT SAME AMOUNT IN A NEW WAY.

WHAT CAN I BUY?

Count the coins. Find the total. Determine which item you can buy.

WHAT CAN I BUY?

Count the coins. Find the total. Determine which item you can buy.

WHAT CAN I BUY?

Count the coins. Find the total. Determine which item you can buy.

WHAT CAN I BUY?

Count the coins. Find the total. Determine which item you can buy.

WHAT CAN I BUY?

Count the coins. Find the total. Determine which item you can buy.

WHAT CAN I BUY?

Count the coins. Find the total. Determine which item you can buy.

WHAT CAN I BUY?

Count the coins. Find the total. Determine which item you can buy.

TOTAL:

Count the coins. Find the total. Determine which item you can buy.

WHAT CAN I BUY?

Count the coins. Find the total. Determine which item you can buy.

WHAT CAN I BUY?

Count the coins. Find the total. Determine which item you can buy.

TOTAL:

TOTAL:

WHAT CAN I BUY?

Count the coins. Find the total. Determine which item you can buy.

WHAT CAN I BUY?

Count the coins. Find the total. Determine which item you can buy.

TOTAL:

WHAT CAN I BUY?

TOTAL:

STUDENTS COUNT THE COLLECTION OF COINS. STUDENTS TYPE THE AMOUNT SHOWN. STUDENTS DRAG A CIRCLE (NOT SHOWN) OVER THE ITEM THEY COULD BUY